



PoE Texas Lighting Catalog



Contact Information

Email: success@poetexas.com

Phone: 512-479-0317

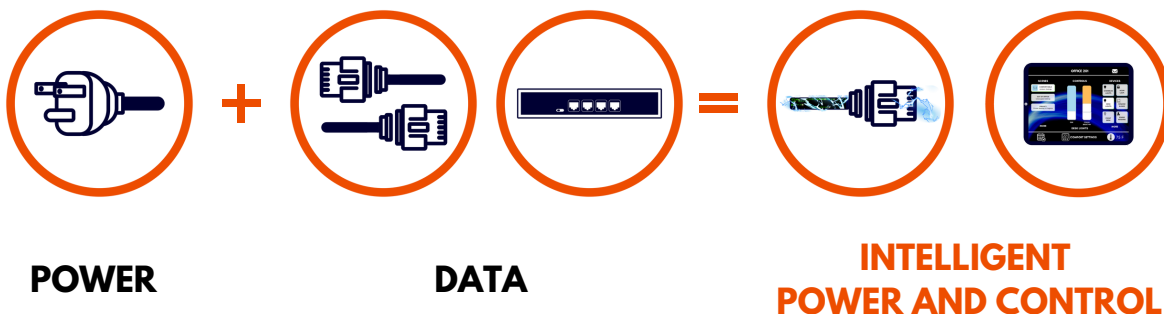
Why Choose PoE Lighting and PoE Texas?

Power Over Ethernet (PoE) allows you to transform your space with the most **universally accepted** lighting control platform in the world built on **industry standard hardware** and **communication**.



What is Power Over Ethernet?

It is a technology that allows devices to receive **POWER** and **DATA** simultaneously through a single **Ethernet** cable.



Why is PoE necessary for your business?

PoE **reduces the time** and **expense** of installing electrical power cabling while enhancing control over your space for a fraction of the cost. It is the only open standard that features **global interoperability** & provides the infrastructure behind the "**single pane of glass**".

With the rise of cost in materials like copper and steel, PoE is a better alternative due to its **cost-saving** and **energy management** features. This keeps your infrastructure flexible and upgrades for the future are easier.

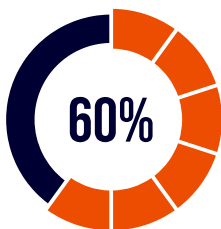
- Class 2 low-voltage lighting
- Based on Industry Standards Communication
- Most modern infrastructure protocols
- Power and controls all on one cable

Applications

- Smart Homes
- Commercial
- Retail
- Hospitality
- Education
- Transportation Hubs

THE VALUE OF POWER OVER ETHERNET (POE)

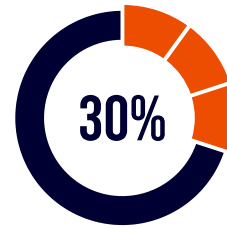
Intelligent Building Controls with



60% Less Copper



100% Less Steel Conduit

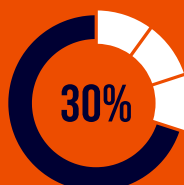


30% Energy Savings

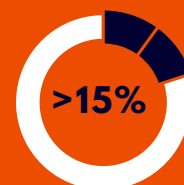
36 MONTH ROI



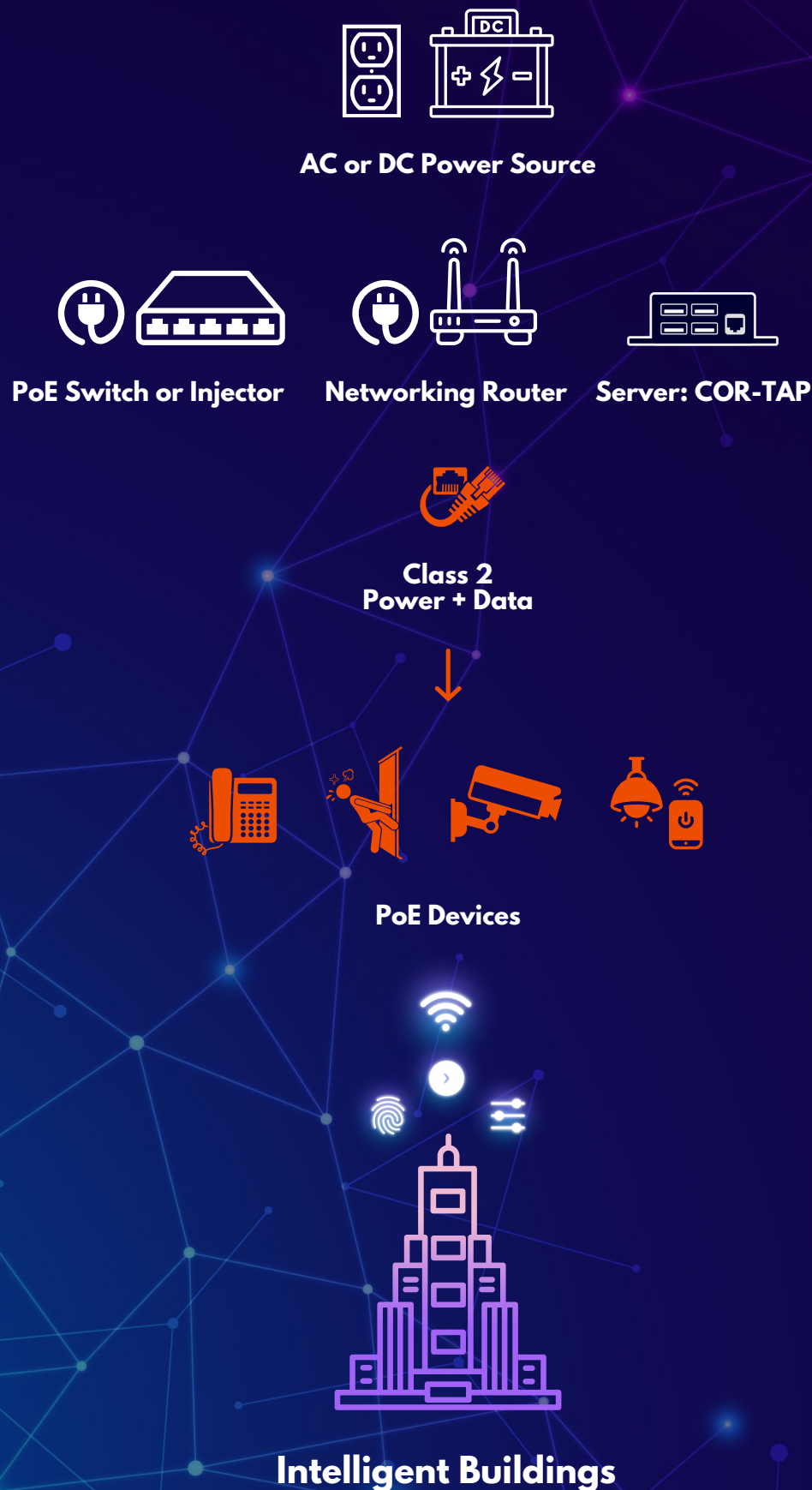
CAPEX SAVINGS



OPEX SAVINGS



How does PoE Work?



What is PoE?

Power Over Ethernet converts either AC or DC electricity into touch-safe class 2 power for safer, easier, simpler installation and distribution.

IEEE, pronounced "Eye-triple-E," stands for the Institute of Electrical and Electronics Engineers.

IEEE802.3af

PoE This type provides up to 15.4 watts of power per port.

IEEE802.3at

PoE+ This type offers up to 30 watts and powers devices like PTZ cameras.

IEEE802.3bt


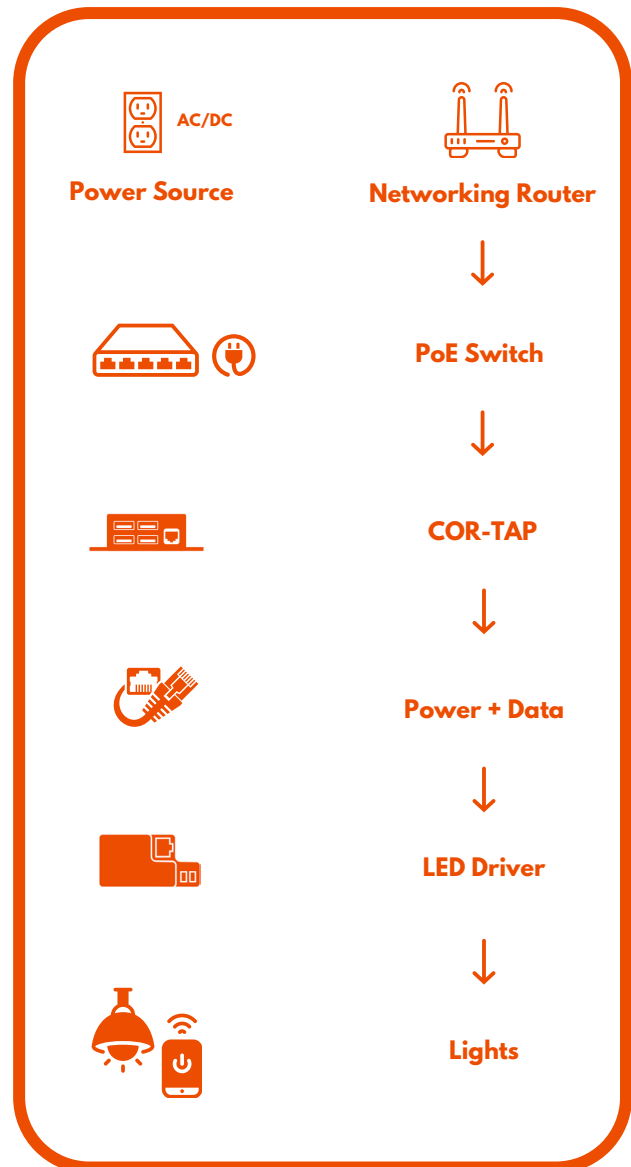
PoE++ provides up to 90 watts of power per port which is ideal for lighting.

How does PoE Lighting Work?

Power over Ethernet (PoE) lighting leverages the advantages of PoE to provide both power and control over one industry standard cable. A PoE switch or injector sends power and data to the intelligent LED Driver which controls the light fixture. All of it controlled by Denton Digital Building Intelligence, the hardware/software platform for Building Management

Key Features

- The central controller **COR-TAP** functions as a server for Denton DBI which:
 1. **Integration** with building systems.
 2. **Simplifies** installation.
 3. **Globally** accepted **power** and **communication** standards.
 4. **Industry-standard** hardware and infrastructure.
 5. **Sustainable** and **scalable**.
- PoE lighting **powers** and **controls** LED fixtures via Ethernet cables.
- PoE switch or injector sends power and data to **PoE-compatible LED driver**.



**Denton
Digital
Building
Intelligence**

Does everything have to have a network jack now?

Ethernet Jacks are Optional: PoE creates **versatility** and **scalability** in your infrastructure. PoE acts as the **control platform** to manage all kinds of devices which includes non-PoE devices.

PoE gives you the power and control for:

- Traditional network devices
- Traditional AC devices (lighting, outlets, etc)
- Low Voltage Devices (LEDs, PC's, microcontrollers)

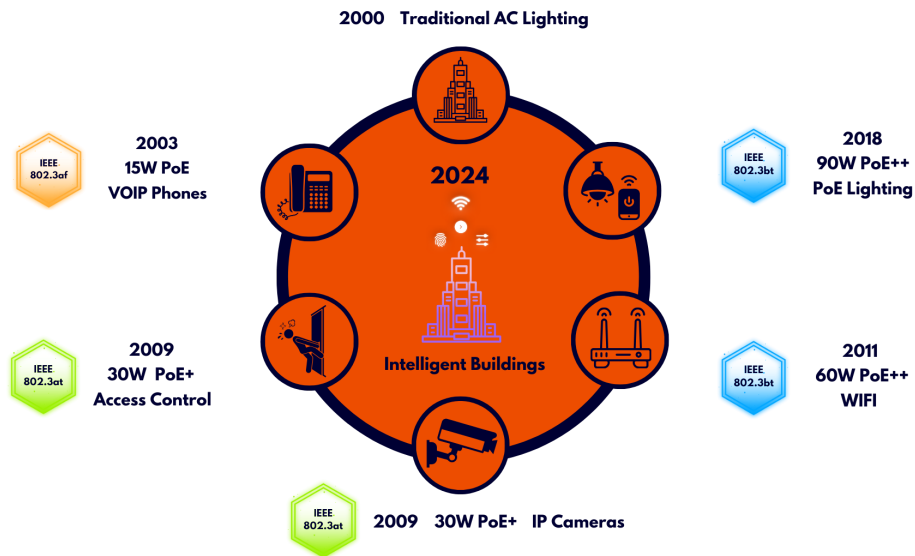
PoE delivers on the promise of IoT, the Real Internet of Things



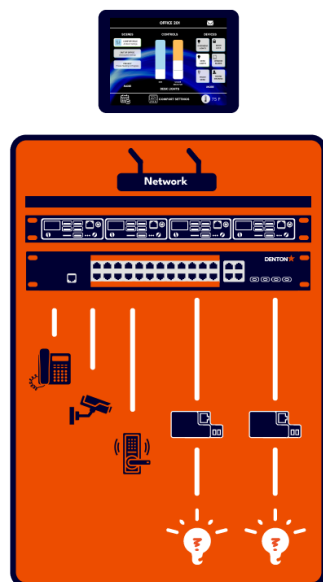
Intelligent Buildings on a Single, Industry Standard Protocol

TCP/IP - The World Wide Web Speaks One Language

PoE is based on TCP/IP Communication Protocol
All of your devices can speak the same language and live in secure networks



Through PoE, you gain total control and management of your business all through our **ControlPortal** allowing for secure access and automation whether it's onsite or remotely.



ControlPortal

DDBI Software

Cor-Tap

Server

PoE Switch

Power and Data Switch

PoE Devices

Power and Data to Devices

LED Driver

Drives LED lighting commands

PoE Lighting

LED or PoE Lighting Source

How to use this catalog?

This catalog will be a guide divided into logical categories with helpful information to guide you through the required components to build an intelligent lighting system or building using PoE. The larger the project's scope, the more we recommend contacting our project design team for consultation. You can use this catalog to create an idea of what your project needs and then work with our team to finalize your project details.

This catalog is divided into these categories:

Categories	Lighting
	Window Treatments
	Controls
	Denton Digital Building Intelligence

Product steps

First: Lighting

Choose what kind of lights you want.

- Smart light bulbs
- LED light strips
- Lighting panels, disc lights, accent lights

Second: Window Treatments

Choose what kind of shades you want.

- Motorized blinds or shades
- Smart window tint

Third: Controls

Choose what kind of input devices you want.

- Motion sensors
- Light switches

Fourth: Denton DBI

Final Step

- Denton Digital Building Intelligence Software
- Drivers
- Displays
- Networking hardware

Table of Contents

Lighting

PoE Texas	13
Publise	15
Focus Lighting	48
Huiquin	84

Window Treatments

Compatibility Chart to Window Treatments	147
--	-----

Fans

PoE Texas	148
-----------	-----

Controls

PoE Texas	151
-----------	-----

Denton Digital Building Intelligence

Smart Drivers	169
Networking Hardware	177
Servers and Software	193

Power Supplies

AC to DC power supplies	189
Integrated power supplies	191

Services

White Glove Service	203
Project Consultation	204



Lighting



PoE Texas Lighting



Denton Digital Building Intelligence

LTG-RING-LIGHT



PoE Ring Light

Product Description

The Denton LTG-RING-LIGHT is a versatile architectural PoE Lighting solution available as a pendant or surface mount. With the ability to support color tunable, dynamic CCT, and 0-10v dimming, the PoE Ring light offers unrivaled elegance and functionality.

Often anchored anywhere from two feet to 17 feet, the PoE Ring light provides up to 7140 Lumens of direct light, and a variety of ring size, from 600mm up to 2500mm.

Product Features



- Samsung 2835 LED system
- 50,000h LED life
- UL approved for ceiling and wall mount installation
- 85lm/W Efficiency
- Customizable Aluminum Frame, with color options

Light distribution	Installation		Power		CRI	CCT		Control		Body Color		Dimension code
UD: Up and down	S	Suspended	65W	For size D23.6"	80+	30K	3000K	STD	Non-dimming	SW	Matt white	D24
			80W	For size D35.4"	90+	35K	3500K	DIM	0-10V dimming	SB	Matt black	D36

Model No.	Diameter	Dimension		driver qty	section qty	Dimension code	Direct Lumen/Watt	Indirect Lumen/Watt
		power feed canopy	suspension points					
LL0115UDS-65W (up 25W, down 40w)	23.6"(600mm)	D9.8**1	3	2	1	D24	3400/40W	2125/25W
LL0115UDS-80W (up 24w, down 56w)	35.4"(900mm)	D9.8**1	4	2	1	D36	4760/56W	2040/24W
LL0115UDS-120W (up 36w, down 84w)	47.2"(1200mm)	D13.8**1	4	3	1	D48	7140/84W	3060/36W
LL0115UDS-135W (up 45w, down 90w)	59.1"(1500mm)	D13.8**1	4	3	1	D60	7650/90W	3825/45W

Lifestyle





Publise Lighting



COB Strip 320D



COB Strip 320D

Product Description

320D is a standard version in COB strips, popular in Europe and America markets. This COB LED strip is often chosen by retail, entertainment and luxury. The uniform lighting performance is unmatched, offering single strip CCT and RGBW.

Product Features

- Single cct/RGB
- Low luminous decay & anti-vulcanization
- Uniformed lighting, dot free, flicker free
- Anti-bending, no led-chip failure
- Safe, durable
- DC 24V
- DMX controls
- Used for interior and exterior

Ordering Guide

Model	Wattage/m	LED Quantity	CRI	Color Temp	Voltage	PCB Width
PUCOB-320-24-8W	10W	320	80 90	3000K 4000K 6500K R G B	24V	8mm

Product Dimensions



Insert Extra Table or Product information here

Wattage/m	CCT	CRI	Lumen	Efficacy	Beam Angle	PCB Width	Cutting Length
10W	3000K 4000K 6500K	80	900-1000lm 1000-1100lm 1000-1100lm	90-100lm/W 100-110lm/W 100-110lm/W	180°	8mm	50mm
10W	3000K 4000K 6500K	90	800-900lm 850-950lm 850-950lm	80-90lm/W 85-95lm/W 85-95lm/W	180°	8mm	50mm
10W	R/G/B	/	120-170lm 1100-1200lm 120-170lm	12-17lm/W 110-120lm/W 12-17lm/W	180°	8mm	50mm

Meter/reel	Meter/CTN	Qty/CTN	ESD Bag	Outer Carton	N.W./CTN	G.W./CTN
10m	750m	75 reels	220*240mm	667.5*305*260mm	10.35KG	12.16KG

Publise Lighting



COB Strip 324D



COB Strip 324D

Product Description

324D more efficient COB LED strip that offers lower power draw, slightly less voltage, and lower brightness than other COBs on the market. The brightness difference is less than 48% in a 10m length, and voltage drop less than 18%. This version of COB LED is popular for projects in which specifications indicate the need to use COB Strips in a large area, but the priority is to keep the lighting costs at a minimum. Without sacrificing luxury, the COB 324D offers uniform lighting at affordable costs.

Product Features

- Small difference between two ends in 10M length
- brightness drop≤48%,Voltage drop≤18%
- Low luminous decay & anti-vulcanization
- Uniformed lighting, dot free, flicker free
- Anti-bending, no led-chip failure
- DC 24V
- PoE controls
- Used for interior and exterior

Ordering Guide

Model	Wattage/m	LED Quantity	CRI	Color Temp	Voltage	PCB Width
PUCOB-324-24-10W	10W	324	80 90	3000K 4000K 6500K	24V	8mm

Product Dimensions



Insert Extra Table or Product information here

Wattage/m	CCT	CRI	Lumen	Efficacy	Beam Angle	PCB Width	Cutting Length
10W	3000K 4000K 6500K	80	800-900lm 850-950lm 850-950lm	80-90lm/W 85-95lm/W 85-95lm/W	180°	8mm	37.03mm
10W	3000K 4000K 6500K	90	700-800lm 750-850lm 750-850lm	70-80lm/W 75-85lm/W 75-85lm/W	180°	8mm	37.03mm

Meter/reel	Meter/CTN	Qty/CTN	ESD Bag	Outer Carton	N.W./CTN	G.W./CTN
10m	750m	75 reels	220*240mm	667.5*305*260mm	10.50KG	12.50KG

Publise Lighting



COB Strip 480D



COB Strip 480D

Product Description

480D is a high-end, double-sided COB LED design that can support higher current draw. Due to the significant improvements of the LED strip, there is better heat dissipation and achieves a longer life span than other COB Strips on the market.

Product Features

- Double-sided design, better heat dissipation
- Low luminous decay & anti-vulcanization
- Uniformed lighting, dot free, flicker free
- Anti-bending, no led-chip failure
- Safe, durable
- DC 24V
- DMX controls
- Used for interior and exterior

Ordering Guide

Model	Wattage/m	LED Quantity	CRI	Color Temp	Voltage	PCB Width
PUCOB-480-24-10W	10W	480	90	3000K 4000K 6500K	24V	8mm

Product Dimensions



Insert Extra Table or Product information here

Wattage/m	CCT	CRI	Lumen	Efficacy	Beam Angle	PCB Width	Cutting Length
10W	3000K	90	850-950lm	85-95lm/W	180°	8mm	50mm
	4000K		900-1000lm	90-100lm/W			
	6500K		900-1000lm	90-100lm/W			

Meter/reel	Meter/CTN	Qty/CTN	ESD Bag	Outer Carton	N.W./CTN	G.W./CTN
10m	750m	75 reels	220*240mm	667.5*305*260mm	10.99KG	12.82KG

Publise Lighting



COB Strip Tunable White



COB Strip Tunable White

Product Description

This COB Strip offers uniform lighting performance without any dots or dark space. Multiple color temperatures from 2700K to 6500K. The strips are PoE controllable using DC 24V.

Product Features

- Color temperature changeable 2700K-6500K
- Low luminous decay & anti-vulcanization
- Uniformed lighting, dot free, flicker free
- Anti-bending, no led-chip failure
- Safe, durable, low voltage drop
- DC 24V
- DMX controls
- Used for interior and exterior

Ordering Guide

Model	Wattage/m	LED Quantity	CRI	Color Temp	Voltage	PCB Width
PUCOB-608-24-14W	7W+7W	608	90	2700K-6500K	24V	8mm

Product Dimensions




Insert Extra Table or Product information here

Wattage/m	CCT	CRI	Lumen	Efficacy	Beam Angle	PCB Width	Cutting Length
7W+7W	2700K-6500K	90	525-595lm+630-700lm	75-85lm/W+90-100lm/W	180°	8mm	52.63mm

Meter/reel	Meter/CTN	Qty/CTN	ESD Bag	Outer Carton	N.W./CTN	G.W./CTN
10m	750m	75 reels	220*240mm	667.5*305*260mm	12.50KG	13.36KG

Publise Lighting



COB Strip RGB



COB Strip RGB

Product Description

RGB COB strips provides excellent lighting effects! Each meter has 576 LEDs providing illumination simultaneously, making the LED strip lights appear to be one continuous light stream. Compared to traditional SMD strips, it has no dark spots and a 180° beam angle, providing a wider range of illumination. This COB LED strip offers flexible trimming, every 31.25mm, to support various sizing and installs.

Product Features

- Over 1600 million colors
- Roll-to-roll packaging process, solder-free splicing
- Short cutting length, only 31.25mm
- Flip COB chips, dot free, no vulcanization risk
- Anti-bending, no led-chip failure
- DC 24V
- PoE controls
- Used for interior and exterior

Ordering Guide

Model	Wattage/m	LED Quantity	Color Temp	Voltage	PCB Width
PUCOB-576-24-14W	6W+4W+4W	576	RGB	24V	10mm

Product Dimensions



Insert Extra Table or Product information here

Wattage/m	CCT	Lumen	Efficacy	Beam Angle	PCB Width	Cutting Length
6W	R	150-200lm	25-33lm/W	180°	10mm	31.25mm
4W	G	300-350lm	75-87lm/W	180°	10mm	31.25mm
4W	B	40-60lm	10-15lm/W	180°	10mm	31.25mm

Meter/reel	Meter/CTN	Qty/CTN	ESD Bag	Outer Carton	N.W./CTN	G.W./CTN
10m	750m	75 reels	220*240mm	667.5*305*260mm	12.30KG	13.15KG

Publise Lighting



360° Rotary Downlight

Publise Lighting

360° Rotary Downlight

Product Description

This downlight offers a 360°, 25° tilt, directional placement. Best suited for multi-residential, retail, hotel, commercial and facility applications.

The comprehensive design comes with a back lid for isolation and can be covered directly under insulation cotton. Optional functions are CCT tunable and Dimming.



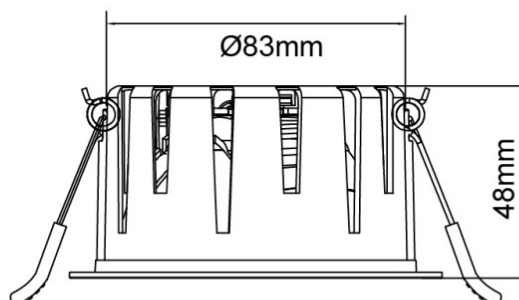
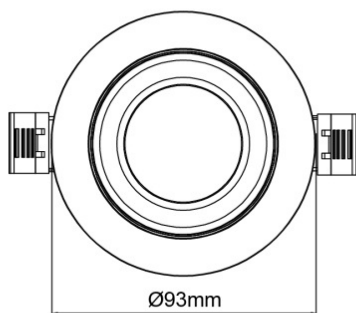
Product Features

- 360° lighting directions, 25° tilt
- Isolation installation, can be covered directly under insulation cotton
- Fast connection with junction box, fired-rated V0 level
- IP54 protection, pass 360 hours salt spray testing
- Full options: reflector/lens
- PoE or DMX controls
- CCT change or Dim to Warm options

Ordering Guide

Model	Wattage	CRI	Color Temp	Cutout	Dimension	Finish
PUDL03-008-09-S PUDL03-008-09-D2W	8W	80 90	2700K 3000K 4000K 1800K-3000K	83mm	D93*H48mm	W-White B-Black BR-Brushed

Product Dimensions



Insert Extra Table or Product information here

Wattage	Version	CCT	Lumen	Efficacy	Beam Angle	IP
8W	Single cct	2700K	560lm	70lm/W	38°/60°	54
8W		3000K	560lm	70lm/W	38°/60°	54
8W		4000K	600lm	75lm/W	38°/60°	54
8W	Dim to Warm	1800K-3000K	520-560lm	65-70lm/W	38°/60°	54

Type	Qty/CTN	Inner Box	Outer Carton	N.W./CTN	G.W. /CTN
Adjust	36pcs	365*320*85mm	535*375*340mm	12.60KG	13.50KG

Publise Lighting



Modular Downlight

Publise Lighting

Modular Downlight

Product Description

Patented design with interchangeable cutout options from 68-83mm, suitable for multiple applications using one model. This downlight offers 360° rotational placement and fixed placement, the height is 39mm max for proper fitting in most ceiling applications.



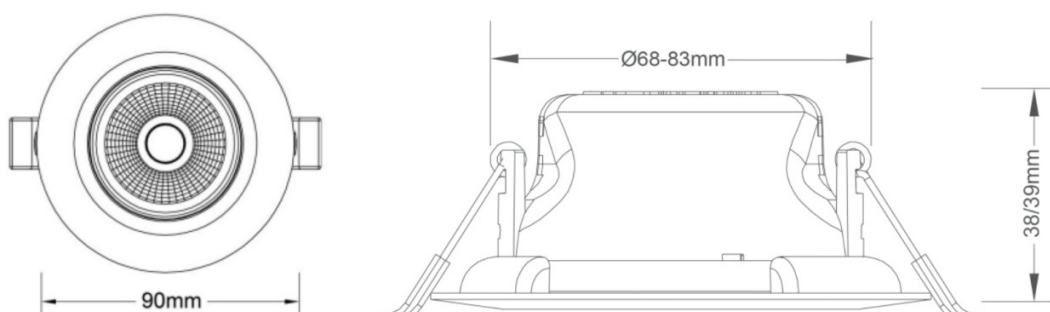
Product Features

- 360° lighting directions, 20° tilt
- Slim height 38/39mm
- Interchangeable cut out 68mm to 83mm
- IP54 protection, pass 360 hours salt spray testing
- Full options: fixed/adjust
- PoE or DMX controls
- CCT change or Dim to Warm options

Ordering Guide

Model	Type	Wattage	CRI	Color Temp	Cutout	Dimension	Finish
PUDL2.5-008-06-Fixed PUDL2.5-008-06-Adjust	Fixed Adjust	8W	90	3000K 4000K 1800-3000K	68-83mm	D90*H38mm D90*H39mm	W-White B-Black

Product Dimensions



Insert Extra Table or Product information here

Type	Version	CCT	Lumen	Efficacy	Beam Angle	IP
Fixed	Single cct	3000K	600lm	75lm/W	38°	54
		4000K	624lm	78lm/W	38°	54
	Dim to Warm	1800K-3000K	520-560lm	65-70lm/W	38°	54
Adjust	Single cct	3000K	624lm	78lm/W	38°	54
		4000K	640lm	80lm/W	38°	54
	Dim to Warm	1800K-3000K	520-560lm	65-70lm/W	38°	54

Type	Qty/CTN	Inner Box	Outer Carton	N.W./CTN	G.W. /CTN
Fixed	50pcs	110*95*75mm	495*230*400mm	9.23KG	9.75KG
Adjust	50pcs	110*95*75mm	495*230*400mm	11.20KG	11.72KG

Publise Lighting



Cabinet Downlight Round

Publise Lighting

Cabinet Downlight Round

Product Description

This luminaire can easily change beam angles by using a small filter on the lens. Capable of achieving different lighting requirements by using one fixture. With its slim 24mm form factor, the fixture is suitable for cabinet and low ceiling installs.



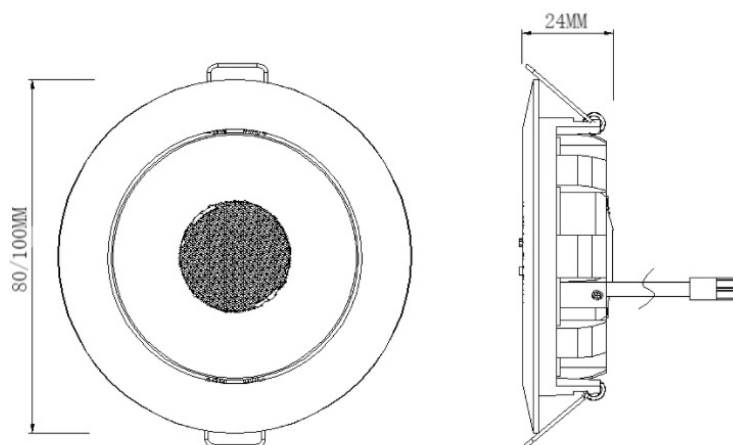
Product Features

- Angle changeable 38°/60° by filter
- Super Thinnest: 24mm height, wide application
- Frameless design, unique in the market
- IP54 protection, pass 360 hours salt spray testing
- Full options: fixed/adjust
- PoE or DMX controls
- CCT change options

Ordering Guide

Model	Wattage	CRI	Color Temp	Cutout	Dimension	Finish
PUCA2.5-008-01-Fixed PUCA2.5-008-01-Adjust PUCA3-010-01-Fixed PUCA3-010-01-Adjust	8W 10W	90	3000K 4000K 2700-6500K	68mm 80mm	D80*H24mm D100*H24mm	W-White B-Black S-Silver

Product Dimensions



Insert Extra Table or Product information here

Cutout	Shape	Wattage	CCT	Lumen	Efficacy	Beam Angle	IP
68mm	Fixed	8W	3000K 4000K 2700-6500K	680lm 704lm 680-704lm	85lm/W 88lm/W 85-88lm/W	38°/60°	54
	Adjust	8W	3000K 4000K 2700-6500K	688lm 720lm 680-720lm	86lm/W 90lm/W 86-90lm/W	38°/60°	54
80mm	Fixed	10W	3000K 4000K 2700-6500K	850lm 880lm 850-880lm	85lm/W 88lm/W 85-88lm/W	38°/60°	54
	Adjust	10W	3000K 4000K 2700-6500K	860lm 900lm 860-900lm	86lm/W 90lm/W 86-90lm/W	38°/60°	54

Type	Qty/CTN	Inner Box	Outer Carton	N.W./CTN	G.W. /CTN
Fixed 68mm	60pcs	110*85*65mm	450*230*410mm	13.50KG	14.50KG
Adjust 68mm	60pcs	110*85*65mm	450*230*410mm	15.80KG	16.80KG
Fixed 80mm	60pcs	120*105*65mm	545*250*410mm	14.01KG	15.5KG
Adjust 80mm	60pcs	120*105*65mm	545*250*410mm	14.15KG	15.65KG

Publise Lighting



Cabinet Downlight Square



Cabinet Downlight Square

Product Description

This luminaire can easily change beam angles by using a small filter on the lens. Capable of achieving different lighting requirements by using one fixture. With its slim 24mm form factor, the fixture is suitable for cabinet and low ceiling installs.

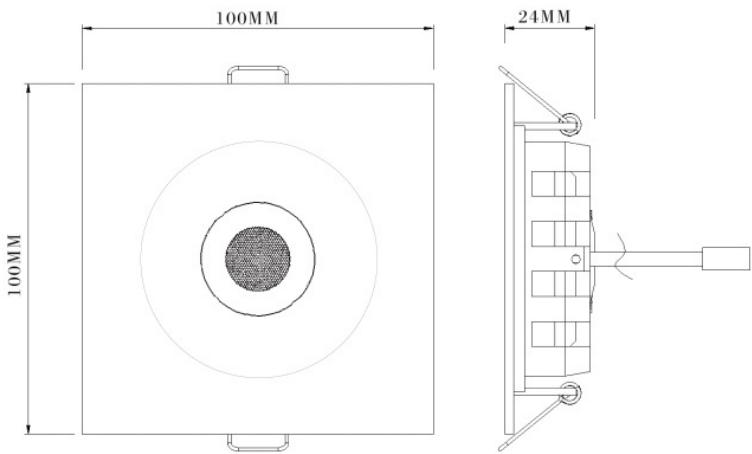
Product Features

- Angle changeable 38°/60° by filter
- Super Thinnest: 24mm height, wide application
- Frameless design, unique in the market
- IP54 protection, pass 360 hours salt spray testing
- Full options: fixed/adjust
- PoE or DMX controls
- CCT change options

Ordering Guide

Model	Wattage	CRI	Color Temp	Cutout	Dimension	Finish
PUCA3SF-010-01-Fixed PUCA3SF-010-01-Adjust	10W	90	3000K 4000K 2700-6500K	80mm	D100*100**H24mm	W-White B-Black S-Silver

Product Dimensions



Insert Extra Table or Product information here

Cutout	Shape	Wattage	CCT	Lumen	Efficacy	Beam Angle	IP
80mm	Fixed	10W	3000K 4000K 2700-6500K	850lm 880lm 850-880lm	85lm/W 88lm/W 85-88lm/W	38°/60°	54
	Adjust	10W	3000K 4000K 2700-6500K	860lm 900lm 860-900lm	86lm/W 90lm/W 86-90lm/W	38°/60°	54

Type	Qty/CTN	Inner Box	Outer Carton	N.W./CTN	G.W. /CTN
Fixed 80mm	60pcs	120*105*65mm	545*250*410mm	14.60KG	16.10KG
Adjust 80mm	60pcs	120*105*65mm	545*250*410mm	15.20KG	16.70KG

Publise Lighting



Kingkong Downlight



Kingkong Downlight

Product Description

This Kingkong downlight is suitable for commercial and architectural installations. The lens can be mounted/dismounted providing 40°/60°/90° angle lighting. With UGR lower than 22 and anti-glare rings make it an ideal choice for larger office area lighting applications. Offerings of this light fixture range from 4inch to 8inch, meet different project requirements.

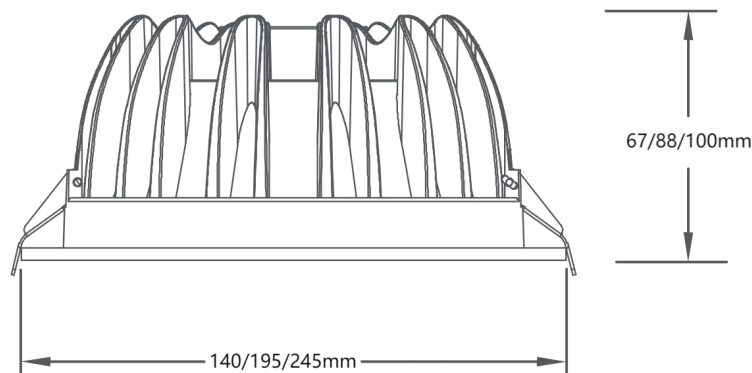
Product Features

- Reflector with optical lens design, double optical effect
- Angles can be changed by yourself
- Anti glare design, low UGR
- IP54 protection, pass 360 hours salt spray testing
- Full series: 4inch/6inch/8inch, white/black/silver colors
- PoE or DMX controls
- CCT change options

Ordering Guide

Model	Wattage	CRI	Color Temp	Cutout	Dimension	Finish
PUDL4-015-03 PUDL6-025-03 PUDL8-045-03	15/20W 25/35W 25/35/45W	80 90	3000K 4000K 5000K 2700-6500K	120-125mm 170-180mm 200-220mm	D140*H67mm D195*H88mm D245*H100mm	W-White B-Black S-Silver

Product Dimensions



Insert Extra Table or Product information here

Type	Wattage	CCT	Lumen	Efficacy	Beam Angle	IP
4inch	15W 20W	3000K 4000K 5000K	1500lm 2000lm	100lm/W	40°/60°	54
6inch	25W 35W	3000K 4000K 5000K	2500lm 3500lm	100lm/W	40°/90°	54
8inch	25w 35w 45w	3000K 4000K 5000K	2500lm 3500lm 4500lm	100lm/W	40°/90°	54

Type	Qty/CTN	Inner Box	Outer Carton	N.W./CTN	G.W. /CTN
4inch	20pcs	185*185*95mm	950*400*230mm	15.14KG	15.84KG
6inch	8pcs	255*220*105mm	545*445*250mm	11.84KG	12.54KG
8inch	8pcs	315*265*121mm	655*560*265mm	13.66KG	14.36KG

Publise Lighting



Spa Pool Light

Publise Lighting



Spa Pool Light

Product Description

Colored lighting is a great addition to any bathtub, pool or spa, creating an attractive and eye catching effect for both outdoor and indoor areas. Red, Green, Blue offerings as single color, as well as multi-colored (RGBW) are available.

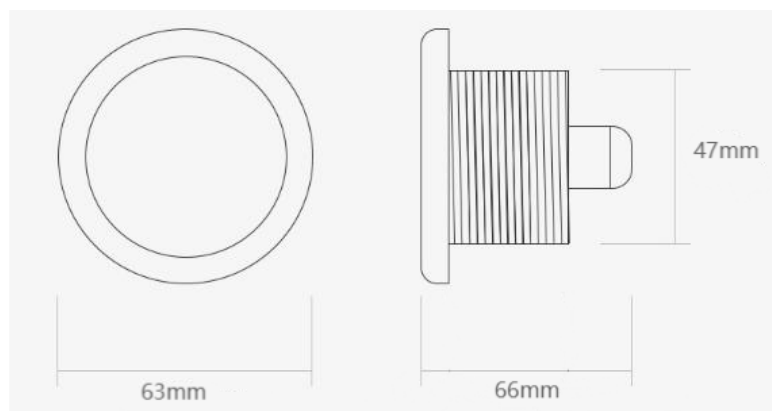
Product Features

- Easy installation, save maintenance costs
- Single color or RGB choices, meet various request
- Safe voltage 12V
- IP68 protection class, suitable for under water application
- Full series: frosted or transparent cover
- PoE or DMX controls
- Used for interior and exterior

Ordering Guide

Model	Wattage	CRI	Color Temp	Cutout	Dimension	Cover
PUSPL-002-04	1.5W	80	3000K 4000K 6500K RGB	47mm	D63*H66mm	F-Frosted T-Transparent

Product Dimensions

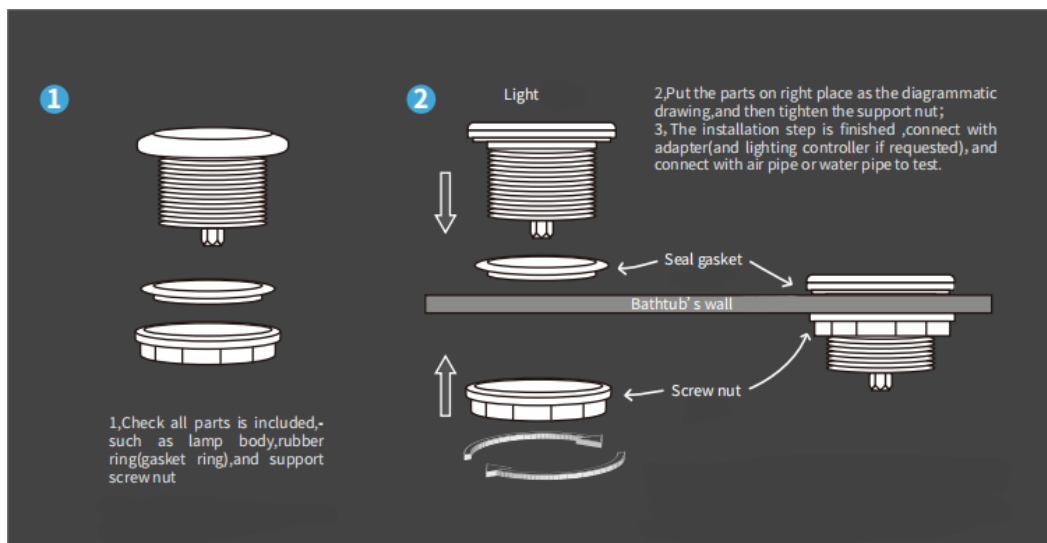


Insert Extra Table or Product information here

Wattage	LED type	LED Qty	CCT	Voltage	Beam Angle	IP
1.5W	5050	9pcs	3000K 4000K 6500K RGB	12V	120°	68

Qty/CTN	Inner Box	Outer Carton	N.W./CTN	G.W. /CTN
50pcs	95*85*100mm	500*450*230mm	10.00KG	12.10KG

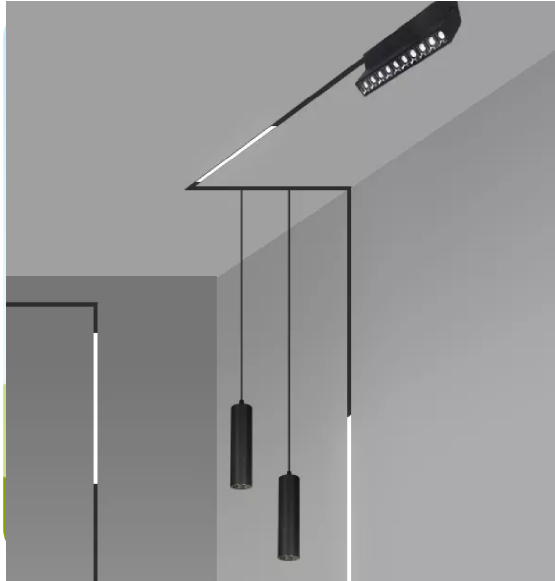
Installation Information



Shenzhen Focus Lighting



Hu Magnet lighting system



Hu Magnet lighting system

Product Description

The Running Magnet System is welcomed by modern lighting designers for new architectural buildings. The Magnetic lighting system is powered by Denton POE and offers dimming, 0-10v, DALI, PWM, Single color or CCT Tunable available.

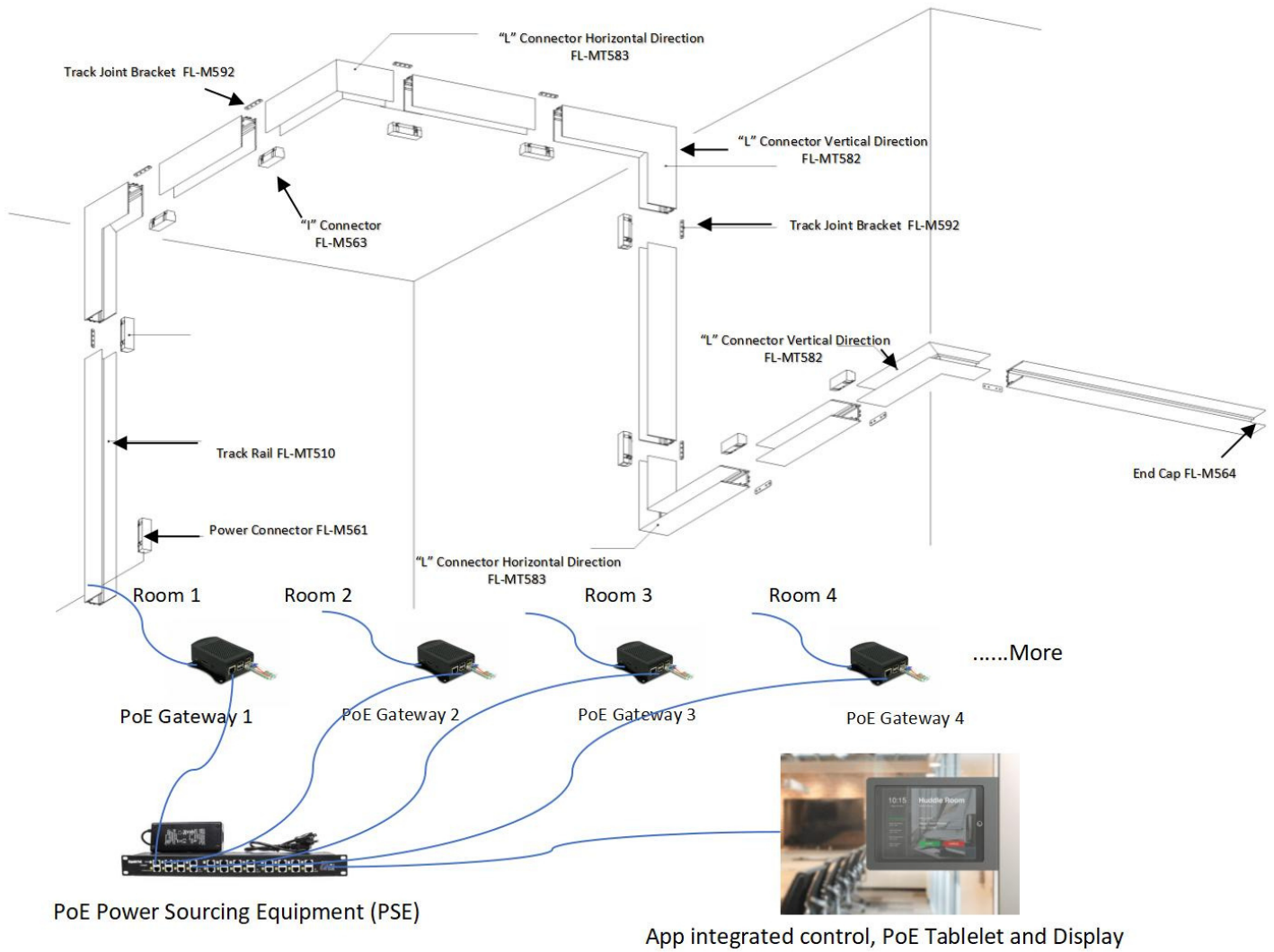
Product Features

- Safety: DC48V low voltage
- 0-10V/ PWM/ Dali Dimming
- CCT Tunable
- 4 Wires Connection
- Permanent magnetic connection

- Easy Installation: magnetic luminaries are installed simply by insertion, tool-free
- DIY Design: DIY any luminaries and length
- Adjustable: Freely move and adjust the position of the lamp
- Easy maintenance: Change luminaries at any time, any place

Ordering Guide

HOW TO ORDER



① CHOOSE YOUR PROFILE AND LENGTH

L: 1 / 1.5 / 2 / 3 m



Surface and Suspension installation



Recessed installation

② COMPLETE WITH MOUNTING ACCESSORIES

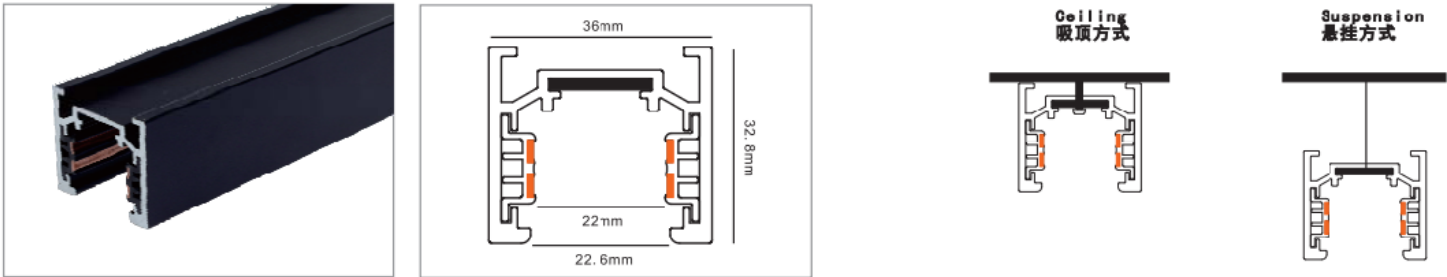


③ SELECT A LIGHT MODULE

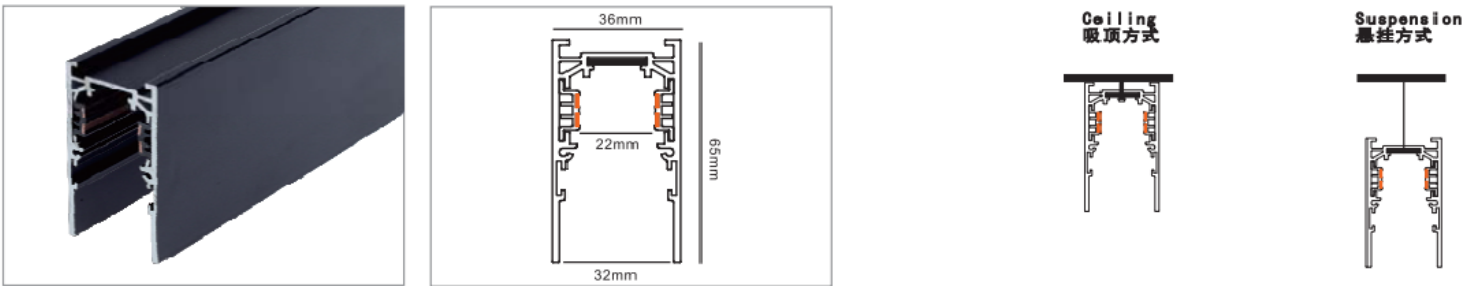


Product Dimensions

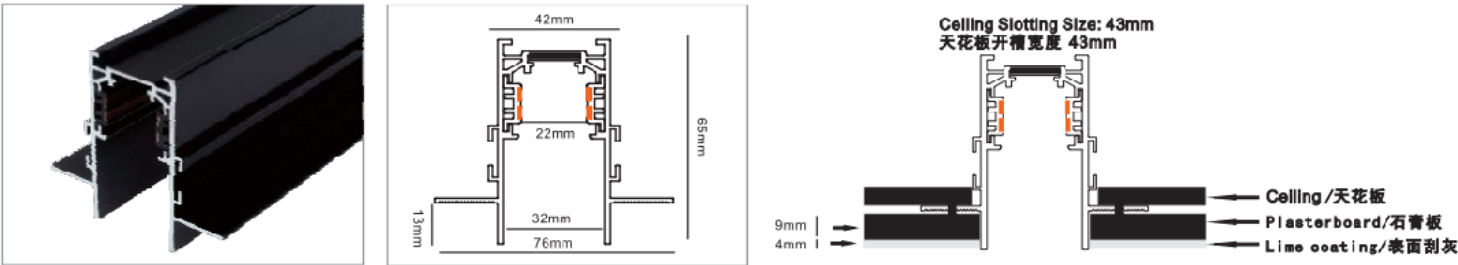
FL-M Series



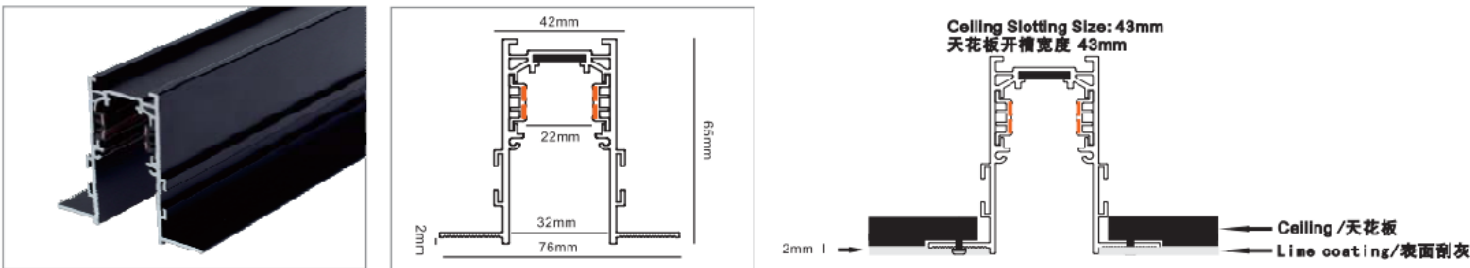
FL-MT Series



FL-EMT Series



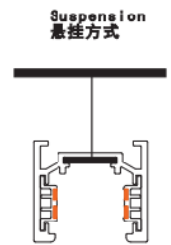
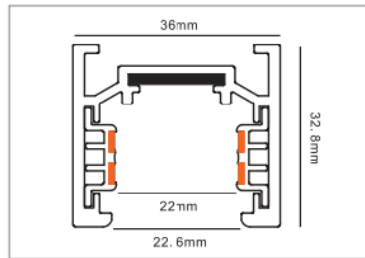

FL-RMT Series



FL-CMT Series

48V Magnetic Track System – Surface/Pendant

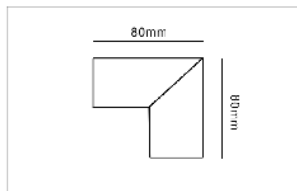
FL-M Series



Model No.	Track Length	Track Color	Wire Qty
FL-M510	1000mm	Black /White	4 Wires
FL-M515	1500mm	Black /White	4 Wires
FL-M520	2000mm	Black /White	4 Wires
FL-M530	3000mm	Black /White	4 Wires

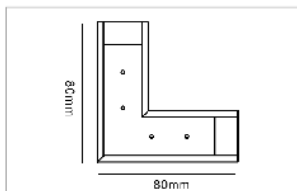
Track Connector

“L” Connector FL-M582 (Vertical Direction)



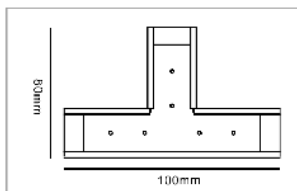
Model No.	Track Length	Track Color	Wire Qty
FL-M582	80*80mm	Black /White	4 Wires

“L” Connector FL-M583 (Horizontal Direction)



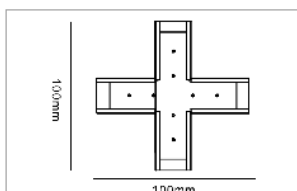
Model No.	Track Length	Track Color	Wire Qty
FL-M583	80*80mm	Black /White	4 Wires

“T” Connector FL-M584

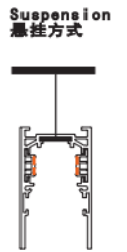
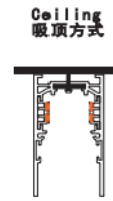
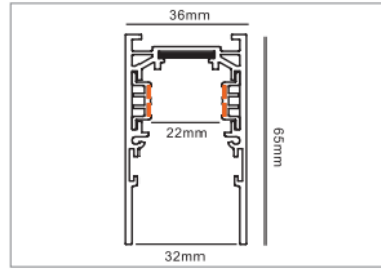



Model No.	Track Length	Track Color	Wire Qty
FL-M584	100*80mm	Black /White	4 Wires

“X” Connector FL-M585



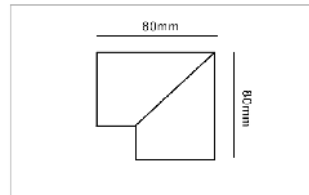

Model No.	Track Length	Track Color	Wire Qty
FL-M585	100*100mm	Black /White	4 Wires



Model No.	Track Length	Track Color	Wire Qty
FL-MT510	1000mm	Black /White	4 Wires
FL-MT515	1500mm	Black /White	4 Wires
FL-MT520	2000mm	Black /White	4 Wires
FL-MT530	3000mm	Black /White	4 Wires

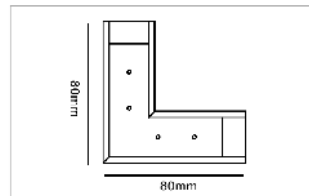
Track Connector

“L” Connector FL-MT582 (Vertical Direction)



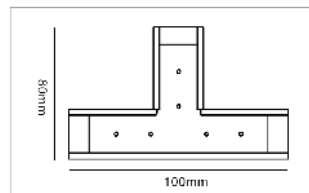
Model No.	Track Length	Track Color	Wire Qty
FL-MT582	80*80mm	Black /White	4 Wires

“L” Connector FL-MT583 (Horizontal Direction)



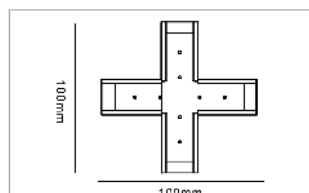
Model No.	Track Length	Track Color	Wire Qty
FL-MT583	80*80mm	Black /White	4 Wires

“T” Connector FL-MT584

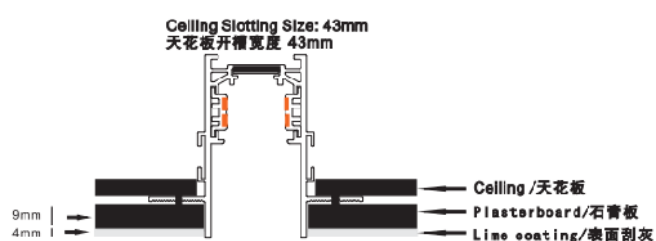
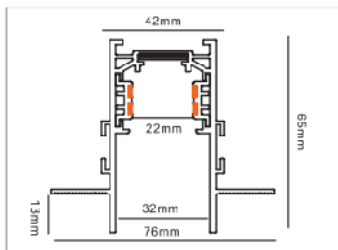


Model No.	Track Length	Track Color	Wire Qty
FL-MT584	100*80mm	Black /White	4 Wires

“X” Connector FL-MT585



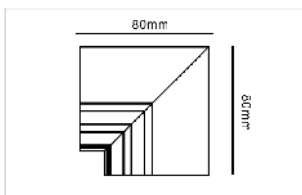
Model No.	Track Length	Track Color	Wire Qty
FL-MT585	100*100mm	Black /White	4 Wires



Model No.	Track Length	Track Color	Wire Qty
FL-EMT510	1000mm	Black /White	4 Wires
FL-EMT515	1500mm	Black /White	4 Wires
FL-EMT520	2000mm	Black /White	4 Wires
FL-EMT530	3000mm	Black /White	4 Wires

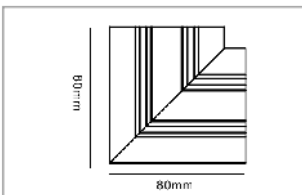
Track Connector

“L” Connector FL-EMT582 (Vertical Direction)



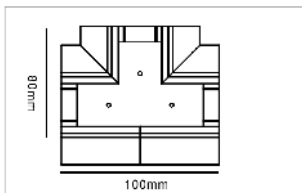
Model No.	Track Length	Track Color	Wire Qty
FL-EMT582	80*80mm	Black /White	4 Wires

“L” Connector FL-EMT583 (Horizontal Direction)



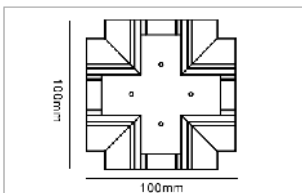
Model No.	Track Length	Track Color	Wire Qty
FL-EMT583	80*80mm	Black /White	4 Wires

“T” Connector FL-EMT584

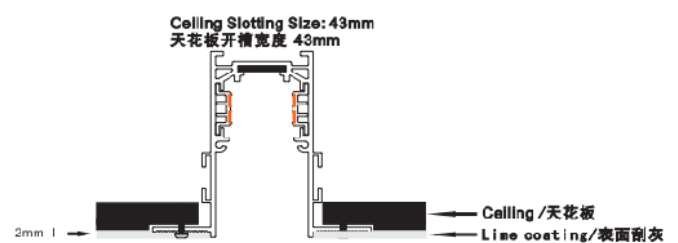
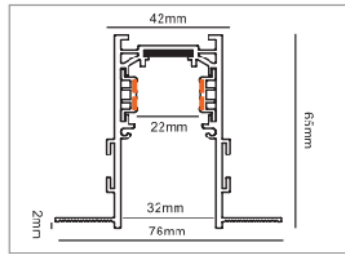



Model No.	Track Length	Track Color	Wire Qty
FL-EMT584	100*80mm	Black /White	4 Wires

“X” Connector FL-EMT585



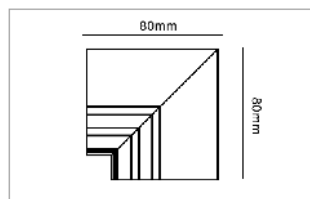
Model No.	Track Length	Track Color	Wire Qty
FL-EMT585	100*100mm	Black /White	4 Wires



Model No.	Track Length	Track Color	Wire Qty
FL-RMT510	1000mm	Black /White	4 Wires
FL-RMT515	1500mm	Black /White	4 Wires
FL-RMT520	2000mm	Black /White	4 Wires
FL-RMT530	3000mm	Black /White	4 Wires

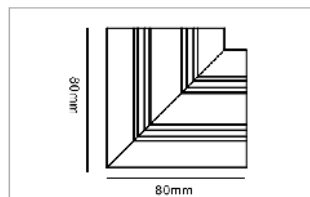
Track Connector

"L" Connector FL-RMT582 (Vertical Direction)



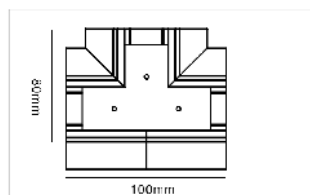
Model No.	Track Length	Track Color	Wire Qty
FL-RMT582	80*80mm	Black /White	4 Wires

"L" Connector FL-RMT583 (Horizontal Direction)



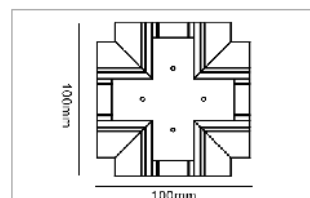
Model No.	Track Length	Track Color	Wire Qty
FL-RMT583	80*80mm	Black /White	4 Wires

"T" Connector FL-RMT584



Model No.	Track Length	Track Color	Wire Qty
FL-RMT584	100*80mm	Black /White	4 Wires

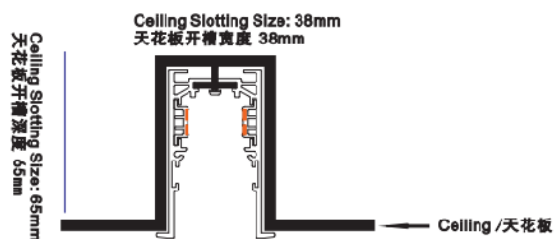
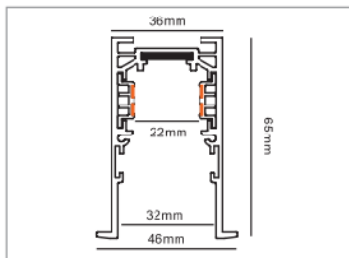
"X" Connector FL-RMT585



Model No.	Track Length	Track Color	Wire Qty
FL-RMT585	100*100mm	Black /White	4 Wires

48V Track Rail – Recessed With Trim

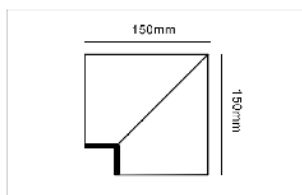
FL-CMT Series



Model No.	Track Length	Track Color	Wire Qty
FL-CMT510	1000mm	Black /White	4 Wires
FL-CMT515	1500mm	Black /White	4 Wires
FL-CMT520	2000mm	Black /White	4 Wires
FL-CMT530	3000mm	Black /White	4 Wires

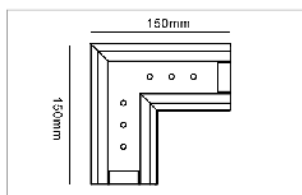
Track Connector

“L” Connector FL-CMT582 (Vertical Direction)



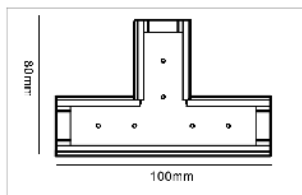
Model No.	Track Length	Track Color	Wire Qty
FL-CMT582	150*150mm	Black /White	4 Wires

“L” Connector FL-CMT583 (Horizontal Direction)



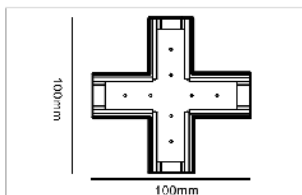
Model No.	Track Length	Track Color	Wire Qty
FL-CMT583	150*150mm	Black /White	4 Wires

“T” Connector FL-CMT584



Model No.	Track Length	Track Color	Wire Qty
FL-CMT584	100*80mm	Black /White	4 Wires

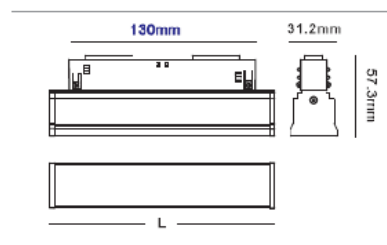

“X” Connector FL-CMT585



Model No.	Track Length	Track Color	Wire Qty
FL-CMT585	100*100mm	Black /White	4 Wires

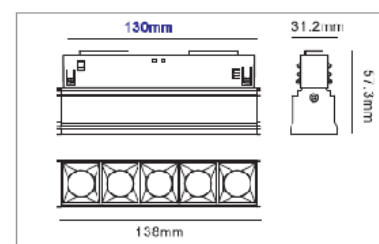
48V Magnetic Track System – Luminaire

Track Linear Luminaire FL-MS503



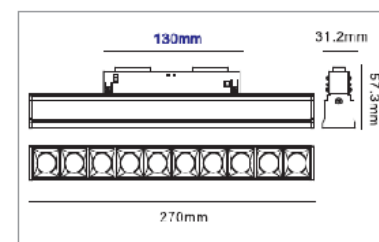

Model No.	Color	Length	Power	Beam angle	Lumen	Dimmable
FL-MS503-300	Black/ White	300mm	10w	120°	100LM/W	/
FL-MS503-300	Black/ White	300mm	10w	120°	100LM/W	0-10V
FL-MS503-500	Black/ White	500mm	15w	120°	100LM/W	/
FL-MS503-500	Black/ White	500mm	15w	120°	100LM/W	0-10V
FL-MS503-1000	Black/ White	1000mm	20w	120°	100LM/W	/
FL-MS503-1000	Black/ White	1000mm	20w	120°	100LM/W	0-10V
FL-MS503-1000	Black/ White	1000mm	30w	120°	100LM/W	/
FL-MS503-1000	Black/ White	1000mm	30w	120°	100LM/W	0-10V

Track Grille Luminaire FL-MS504



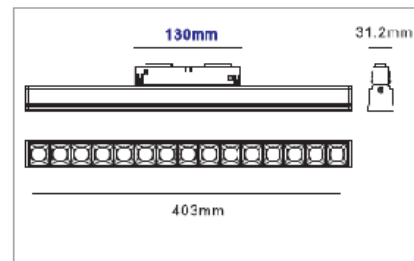
Model No.	Color	Length	Power	Beam angle	Lumen	Dimmable
FL-MS504	Black/ White	138mm	5w	15°/30°/45°	110LM/W	/
FL-MS504-D	Black/ White	138mm	5w	15°/30°/45°	110LM/W	0-10V

Track Grille Luminaire FL-MS505



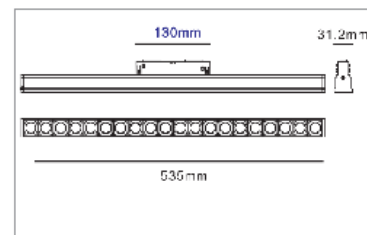
Model No.	Color	Length	Power	Beam angle	Lumen	Dimmable
FL-MS505	Black/ White	270mm	10w	15°/30°/45°	110LM/W	/
FL-MS505-D	Black/ White	270mm	10w	15°/30°/45°	110LM/W	0-10V

Track Grille Luminaire FL-MS506



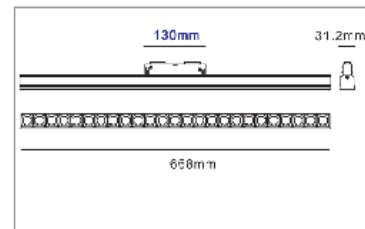
Model No.	Color	Length	Power	Beam angle	Lumen	Dimmable
FL-MS506	Black/ White	403mm	15w	15°/30°/45°	110LM/W	/
FL-MS506-D	Black/ White	403mm	15w	15°/30°/45°	110LM/W	0-10V

Track Grille Luminaire FL-MS507




Model No.	Color	Length	Power	Beam angle	Lumen	Dimmable
FL-MS507	Black/ White	535mm	20w	15°/30°/45°	110LM/W	/
FL-MS507-D	Black/ White	535mm	20w	15°/30°/45°	110LM/W	0-10V

Track Grille Luminaire FL-MS508



Model No.	Color	Length	Power	Beam angle	Lumen	Dimmable
FL-MS508	Black/ White	668mm	25w	15°/30°/45°	110LM/W	/
FL-MS508-D	Black/ White	668mm	25w	15°/30°/45°	110LM/W	0-10V

Wall Washer Grille



Model No.	Color	Size	Power	Beam angle	Lumen	Dimmable
FL-WW06	Black/ White	L110*W22*H150mm	6w	24°/36°	80LM/W	/
FL-WW06-D	Black/ White	L110*W22*H150mm	6w	24°/36°	80LM/W	0-10V
FL-WW12	Black/ White	L220*W22*H150mm	12w	24°/36°	80LM/W	/
FL-WW12-D	Black/ White	L220*W22*H150mm	12w	24°/36°	80LM/W	0-10V

Tube Hanging Light

Model No.	Color	Size	Power	Beam angle	Lumen	Dimmable
FL-FC40*300	Black/ White	φ40x300mm	5w	24°	100LM/W	/
FL-FC40*300-D	Black/ White	φ40x300mm	5w	24°	100LM/W	0-10V
FL-FC40*600	Black/ White	φ40x600mm	5w	24°	100LM/W	/
FL-FC40*600-D	Black/ White	φ40x600mm	5w	24°	100LM/W	0-10V
FL-FC60*300	Black/ White	φ60x300mm	10w	24°	100LM/W	/
FL-FC60*300-D	Black/ White	φ60x300mm	10w	24°	100LM/W	0-10V
FL-FC60*600	Black/ White	φ60x600mm	10w	24°	100LM/W	/
FL-FC60*600-D	Black/ White	φ60x600mm	10w	24°	100LM/W	0-10V

Zoomable Track Light For Art Gallery



Model No.	Color	Size	Power	Beam angle	Lumen	Dimmable
FL-FC0848	Black/ White	φ48x105mm	8w	15°-60°	100LM/W	/
FL-FC0848-D	Black/ White	φ48x105mm	8w	15°-60°	100LM/W	0-10V
FL-FC1258	Black/ White	φ58x153mm	15w	15°-60°	100LM/W	/
FL-FC1258-D	Black/ White	φ58x153mm	15w	15°-60°	100LM/W	0-10V
FL-FC2568	Black/ White	φ68x158mm	25w	15°-60°	100LM/W	/
FL-FC2568-D	Black/ White	φ68x158mm	25w	15°-60°	100LM/W	0-10V


Spot Light



Model No.	Color	Size	Power	Beam angle	Lumen	Dimmable
FL-FC0548	Black/ White	φ48x105mm	8w	15°/25°/38°	100LM/W	/
FL-FC0548-D	Black/ White	φ48x105mm	8w	15°/25°/38°	100LM/W	0-10V
FL-FC1058	Black/ White	φ58x155mm	15w	15°/25°/38°	100LM/W	/
FL-FC1058-D	Black/ White	φ58x155mm	15w	15°/25°/38°	100LM/W	0-10V
FL-FC2068	Black/ White	φ68x155mm	25w	15°/25°/38°	100LM/W	/
FL-FC2068-D	Black/ White	φ68x155mm	25w	15°/25°/38°	100LM/W	0-10V

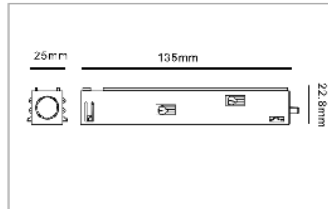
48V Magnetic Track System – Accessory

Meanwell Power supply(not dimmable)



Model No.	Input voltage	Output voltage	Power	Dimension	IP Rank
LRS-100-48V	AC110V/AC230V	DC48V	100w	159*97*38mm	IP20
LRS-150-48V	AC110V/AC230V	DC48V	150w	159*97*38mm	IP20
LRS-200-48V	AC110V/AC230V	DC48V	200W	215*115*30mm	IP20
LRS-350-48V	AC110V/AC230V	DC48V	350W	215*115*30mm	IP20
SE-600W-48V	AC110V/AC230V	DC48V	600W	mm	IP20
SE-1000W-48V	AC110V/AC230V	DC48V	1000W	mm	IP20

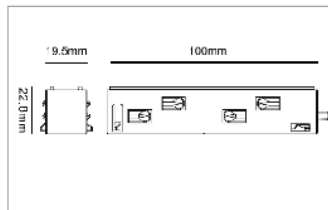
Track Power connector FL-M561 (long)



Model No.	Dimension	Color
FL-M561-B	77*25*25.5mm	Black/ White

* Must be slide into the track at one side

Track Power Mini Joiner connector FL-M563



Model No.	Dimension	Color
FL-M563-B	96*72mm	Black/ White

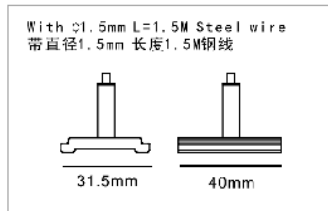
* To connect the circuit of two track

End Cap FL-M564



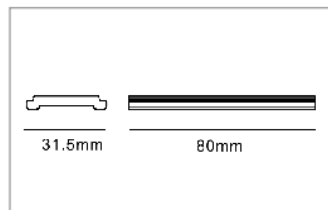
Model No.	Dimension	Color
FL-M564-B	-	Black/ White

Track Suspension Cable Kits FL-M591



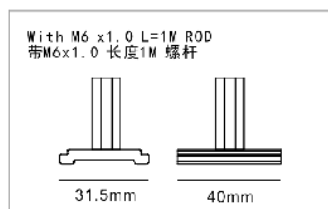
Model No.	Cable Length	Color
FL-M591-B	1500mm	Black/ White

Track Joint Bracket FL-M592



Model No.	Dimension	Color
FL-M592-B	80*31.5mm	Black/ White

Track Suspension Rod Kits FL-M593

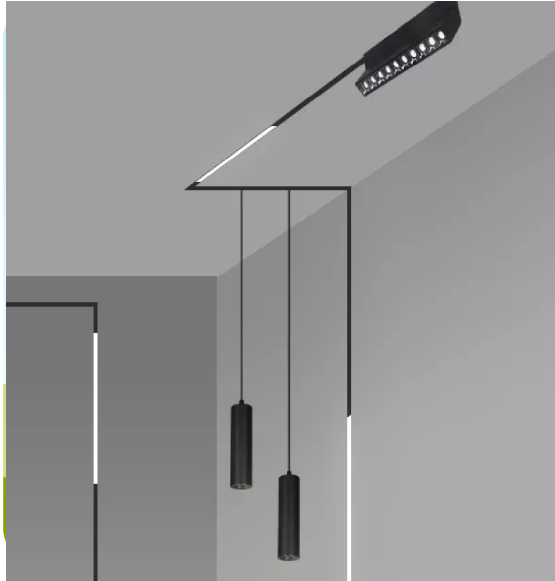


Model No.	Rod Length	Color
FL-M593-B	M6*1000mm	Black/ White

Shenzhen Focus Lighting



Zhu Magnet lighting system



Zhu Magnet lighting system

Product Description

The Running Magnet System is welcomed by modern lighting designers for new architectural buildings. The Magnetic lighting system is powered by Denton POE and offers dimming, 0-10v, DALI, PWM, Single color or CCT Tunable available.

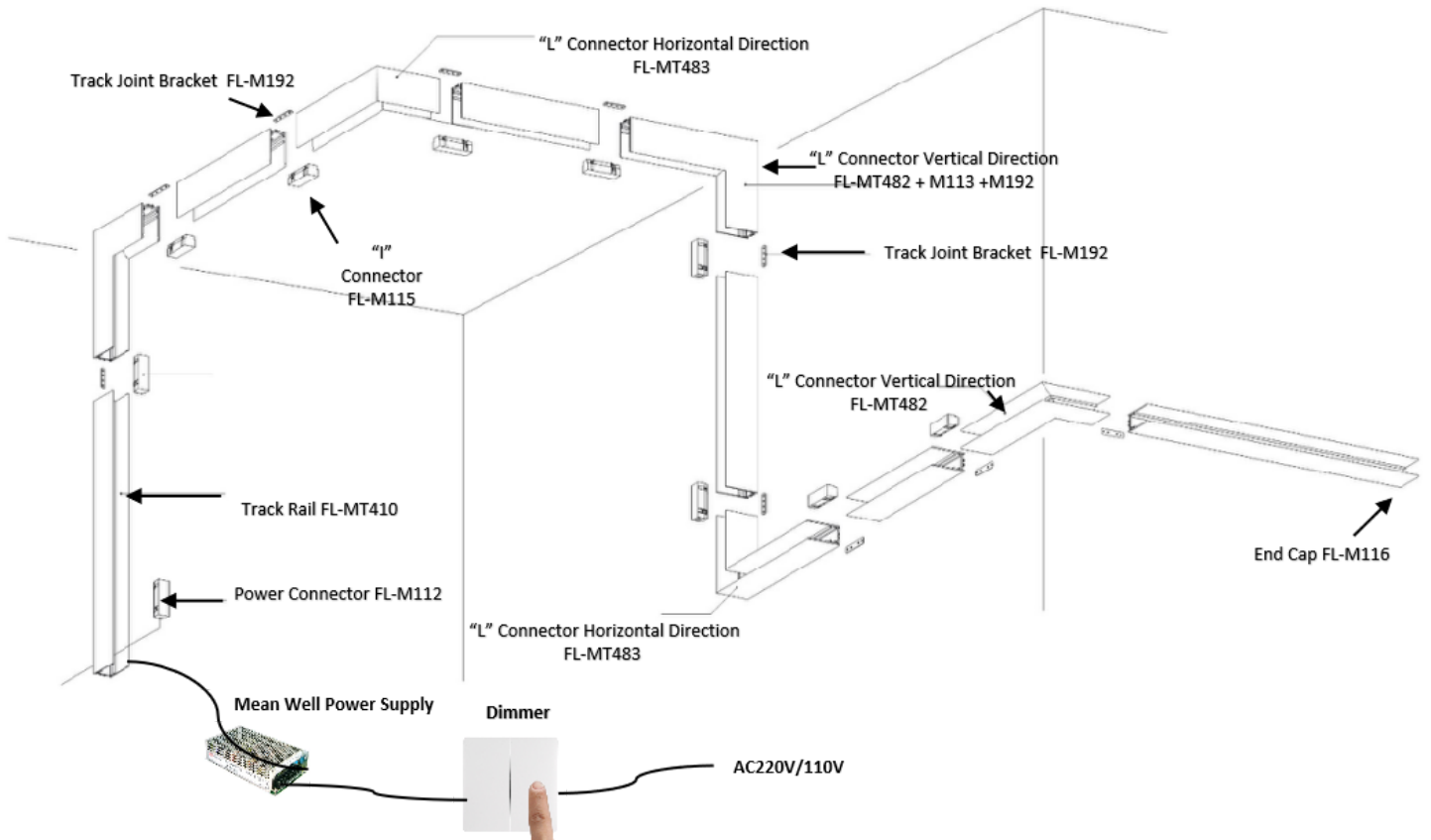
Product Features

- Safety: DC48V low voltage
- 0-10V/ PWM/ Dali Dimming
- CCT Tunable
- 4 Wires Connection
- Permanent magnetic connection

- Easy Installation: magnetic luminaries are installed simply by insertion, tool-free
- DIY Design: DIY any luminaries and length
- Adjustable: Freely move and adjust the position of the lamp
- Easy maintenance: Change luminaries at any time, any place

Ordering Guide


HOW TO ORDER



① CHOOSE YOUR PROFILE AND LENGTH



Length: 1m / 1.5m / 2m / 3 m



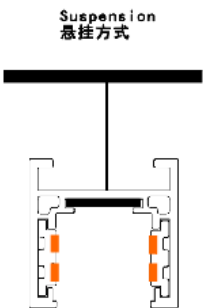
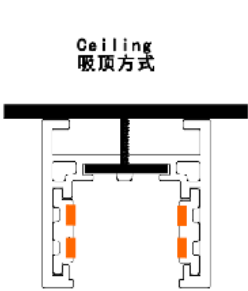
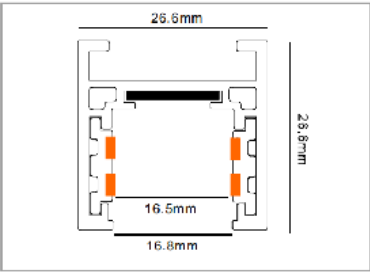

② COMPLETE WITH MOUNTING ACCESSORIES



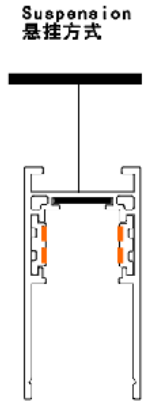
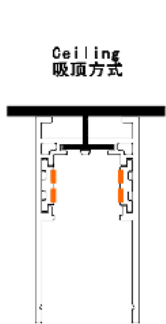
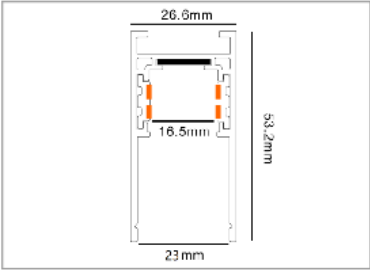
③ SELECT A LIGHT MODULE



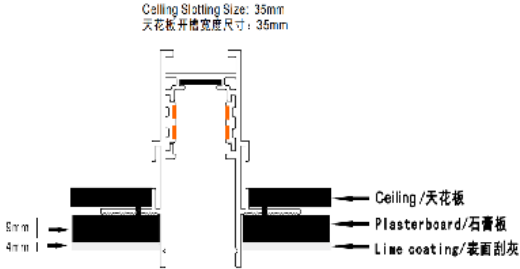
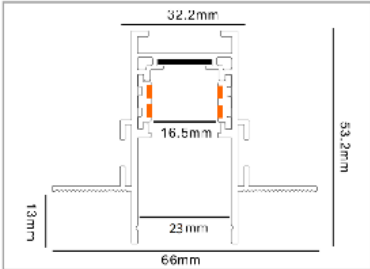
FL-M Series



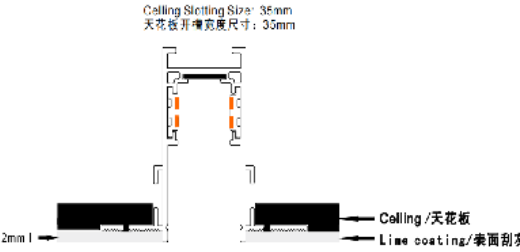
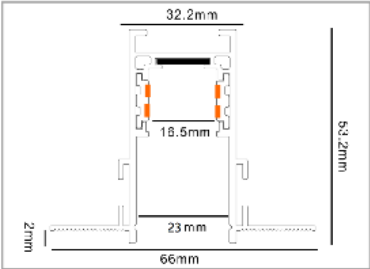
FL-MT Series



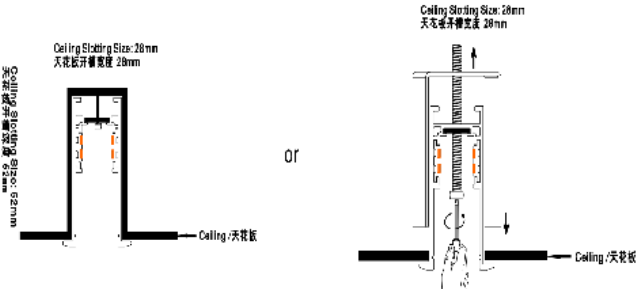
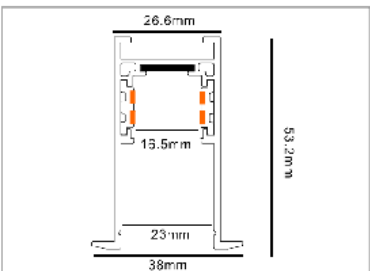
FL-EMT Series

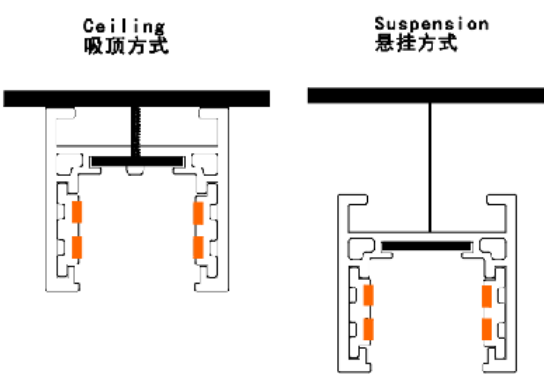
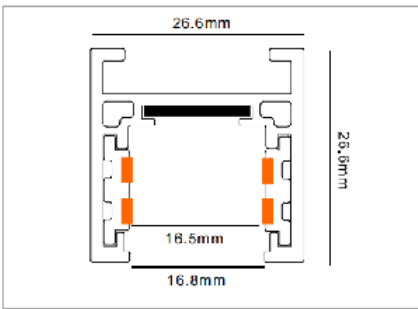



FL-RMT Series



FL-CMT Series

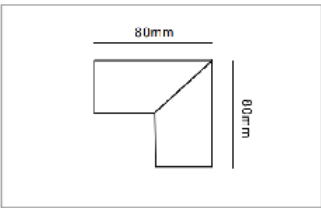




Model No.	Track Length	Track Color	Wire Qty
FL-M410	1000mm	Black /White	4 Wires
FL-M415	1500mm	Black /White	4 Wires
FL-M420	2000mm	Black /White	4 Wires
FL-M430	3000mm	Black /White	4 Wires

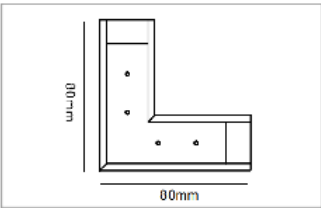
Track Connector

“L” Connector FL-M482 (Vertical Direction)

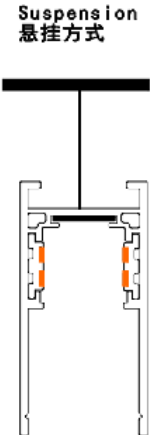
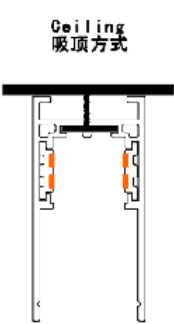
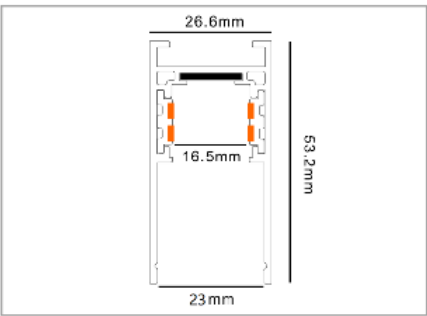


Model No.	Track Length	Track Color	Wire Qty
FL-M482	80*80mm	Black /White	4 Wires

“L” Connector FL-M483 (Horizontal Direction)



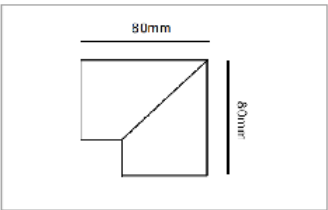
Model No.	Track Length	Track Color	Wire Qty
FL-M483	80*80mm	Black /White	4 Wires



Model No.	Track Length	Track Color	Wire Qty
FL-MT410	1000mm	Black /White	4 Wires
FL-MT415	1500mm	Black /White	4 Wires
FL-MT420	2000mm	Black /White	4 Wires
FL-MT430	3000mm	Black /White	4 Wires

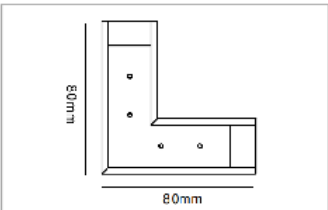
Track Connector

“L” Connector FL-MT482 (Vertical Direction)

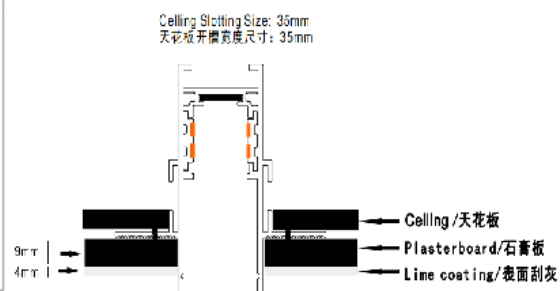
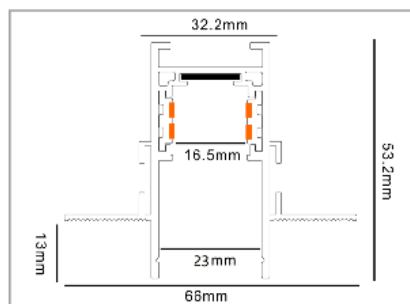


Model No.	Track Length	Track Color	Wire Qty
FL-MT482	80*80mm	Black /White	4 Wires

“L” Connector FL-MT483 (Horizontal Direction)



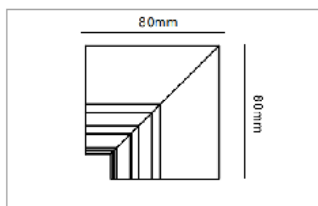
Model No.	Track Length	Track Color	Wire Qty
FL-MT483	80*80mm	Black /White	4 Wires



Model No.	Track Length	Track Color	Wire Qty
FL-EMT410	1000mm	Black /White	4 Wires
FL-EMT415	1500mm	Black /White	4 Wires
FL-EMT420	2000mm	Black /White	4 Wires
FL-EMT430	3000mm	Black /White	4 Wires

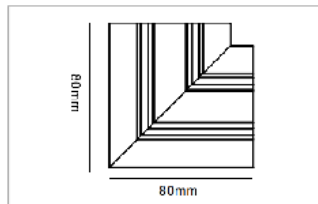
Track Connector

“L” Connector FL-EMT482 (Vertical Direction)

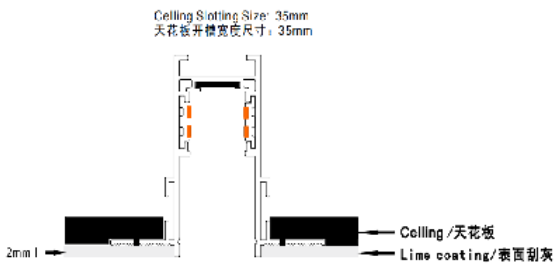
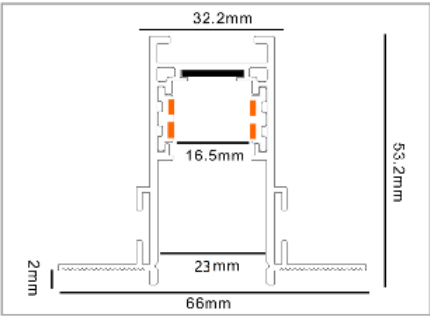


Model No.	Track Length	Track Color	Wire Qty
FL-EMT482	80*80mm	Black /White	4 Wires

“L” Connector FL-EMT483 (Horizontal Direction)



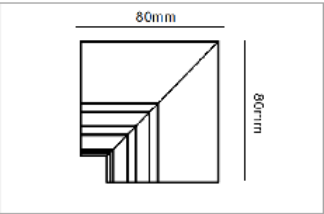
Model No.	Track Length	Track Color	Wire Qty
FL-EMT483	80*80mm	Black /White	4 Wires



Model No.	Track Length	Track Color	Wire Qty
FL-RMT410	1000mm	Black /White	4 Wires
FL-RMT415	1500mm	Black /White	4 Wires
FL-RMT420	2000mm	Black /White	4 Wires
FL-RMT430	3000mm	Black /White	4 Wires

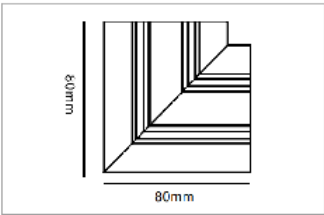
Track Connector

“L” Connector FL-RMT482 (Vertical Direction)

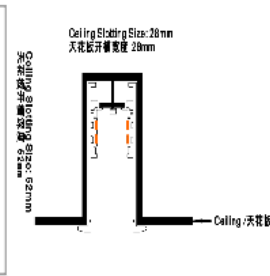
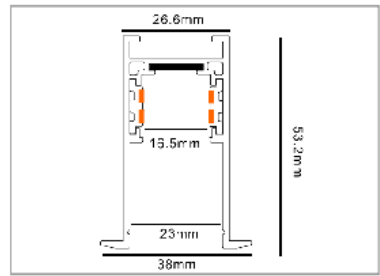


Model No.	Track Length	Track Color	Wire Qty
FL-RMT482	80*80mm	Black /White	4 Wires

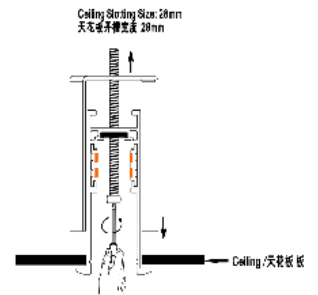
“L” Connector FL-RMT483 (Horizontal Direction)



Model No.	Track Length	Track Color	Wire Qty
FL-RMT483	80*80mm	Black /White	4 Wires



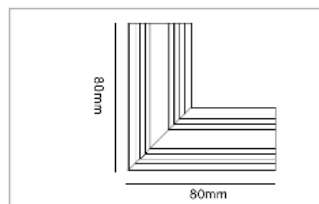
or



Model No.	Track Length	Track Color	Wire Qty
FL-CMT410	1000mm	Black /White	4 Wires
FL-CMT415	1500mm	Black /White	4 Wires
FL-CMT420	2000mm	Black /White	4 Wires
FL-CMT430	3000mm	Black /White	4 Wires

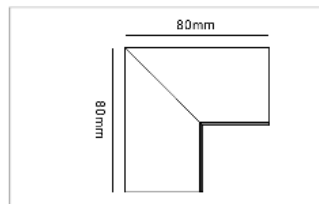
Track Connector

“L” Connector FL-CMT482 (Vertical Direction)



Model No.	Track Length	Track Color	Wire Qty
FL-CMT482	80*80mm	Black /White	4 Wires

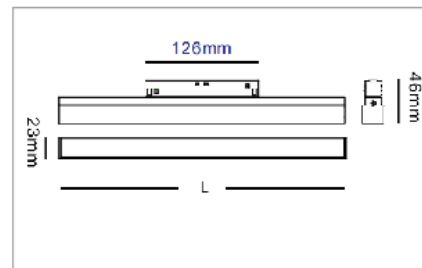

“L” Connector FL-CMT483 (Horizontal Direction)



Model No.	Track Length	Track Color	Wire Qty
FL-CMT483	80*80mm	Black /White	4 Wires

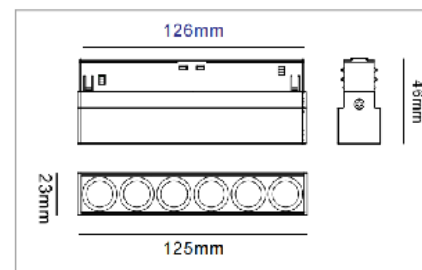
48V Magnetic Track System – Luminaire

Track Linear Luminaire FL-503



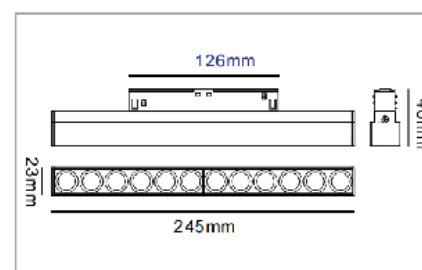
Model No.	Color	Length	Power	CCT	Beam angle	Lumen	Triac/ 0-10v Dimmable	DALI/ Tuya Tunable
FL-503-300	Black/ White	300mm	10w	3000k/4000k/ 5000k/6000k	120°	100LM/W	Yes	Yes
FL-503-500	Black/ White	500mm	15w	3000k/4000k/ 5000k/6000k	120°	100LM/W	Yes	Yes
FL-503-600	Black/ White	600mm	15w	3000k/4000k/ 5000k/6000k	120°	100LM/W	Yes	Yes
FL-503-900	Black/ White	900mm	20w	3000k/4000k/ 5000k/6000k	120°	100LM/W	Yes	Yes

Track Grille Luminaire FL-06G



Model No.	Color	Length	Power	CCT	Beam angle	Lumen	Triac/ 0-10v Dimmable	DALI/ Tuya Tunable
FL-06G	Black/ White	125mm	6w	3000k/4000k/ 5000k/6000k	24°/50°	100LM/W	Yes	Yes

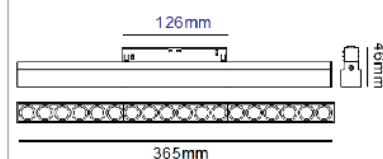
Track Grille Luminaire FL-12G



Model No.	Color	Length	Power	CCT	Beam angle	Lumen	Triac/ 0-10v Dimmable	DALI/ Tuya Tunable
FL-12G	Black/ White	245mm	12w	3000k/4000k/ 5000k/6000k	24°/50°	100LM/W	Yes	Yes

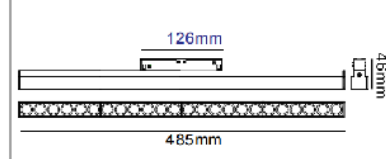
48V Magnetic Track System – Luminaire

Track Grille Luminaire FL-18G



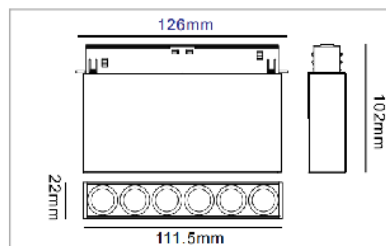
Model No.	Color	Length	Power	CCT	Beam angle	Lumen	Triac/ 0-10v Dimmable	DALI/ Tuya Tunable
FL-18G	Black/ White	365mm	18w	3000k/4000k/5000k/6000k	24°/50°	100LM/W	Yes	Yes

Track Grille Luminaire FL-24G



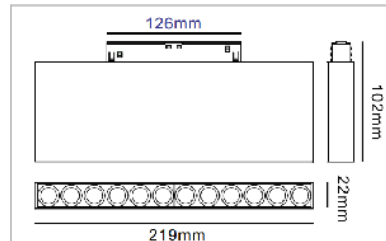
Model No.	Color	Length	Power	CCT	Beam angle	Lumen	Triac/ 0-10v Dimmable	DALI/ Tuya Tunable
FL-24G	Black/ White	485mm	24w	3000k/4000k/5000k/6000k	24°/50°	100LM/W	Yes	Yes

Track Grille Luminaire FL-06ZD



Model No.	Color	Length	Power	CCT	Beam angle	Lumen	Triac/ 0-10v Dimmable	DALI/ Tuya Tunable
FL-06ZD	Black/ White	111.5mm	6w	3000k/4000k/5000k/6000k	24°/50°	100LM/W	Yes	Yes

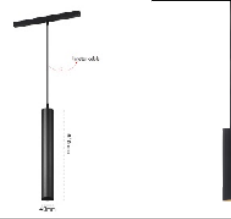
Track Grille Luminaire FL-12ZD



Model No.	Color	Length	Power	CCT	Beam angle	Lumen	Triac/ 0-10v Dimmable	DALI/ Tuya Tunable
FL-12ZD	Black/ White	219mm	12w	3000k/4000k/5000k/6000k	24°/50°	100LM/W	Yes	Yes

48V Magnetic Track System – Luminaire

Tube Hanging Light



Model No.	Color	Size	Power	CCT	Beam angle	Lumen	Triac/ 0-10v Dimmable	DALI/ Tuya Tunable
FL-FC40*300	Black/ White	φ40x300mm	5w	3000k/4000k/ 5000k/6000k	24°	100LM/W	Yes	Yes
FL-FC40*600	Black/ White	φ40x600mm	5w	3000k/4000k/ 5000k/6000k	24°	100LM/W	Yes	Yes
FL-FC60*300	Black/ White	φ60x300mm	10w	3000k/4000k/ 5000k/6000k	24°	100LM/W	Yes	Yes
FL-FC60*600	Black/ White	φ60x600mm	10w	3000k/4000k/ 5000k/6000k	24°	100LM/W	Yes	Yes

Zoomable Track Light



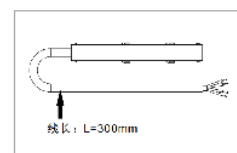
Model No.	Color	Size	Power	CCT	Beam angle	Lumen	Triac/ 0-10v Dimmable	DALI/ Tuya Tunable
FL-FC0848	Black/ White	φ48x105mm	8w	3000k/4000k/ 5000k/6000k	15°-60°	100LM/W	Yes	Yes
FL-FC1258	Black/ White	φ58x153mm	15w	3000k/4000k/ 5000k/6000k	15°-60°	100LM/W	Yes	Yes

Spot Light



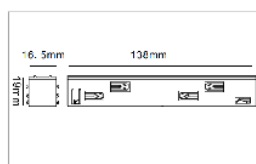
Model No.	Color	Size	Power	CCT	Beam angle	Lumen	Triac/ 0-10v Dimmable	DALI/ Tuya Tunable
FL-FC0548	Black/ White	φ48x105mm	8w	3000k/4000k/ 5000k/6000k	15°/25°/38°	100LM/W	Yes	Yes
FL-FC1058	Black/ White	φ58x155mm	15w	3000k/4000k/ 5000k/6000k	15°/25°/38°	100LM/W	Yes	Yes

Track Power connector FL-M112 (lwith cable)



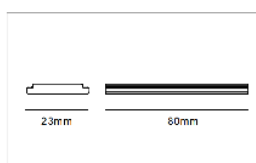
Model No.	Dimension	Color
FL-M112	Connector Length: 92.5mm Cable: 300mm	Black

Track Power Mini Joiner connector FL-M115



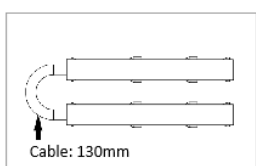
Model No.	Dimension	Color
FL-M115	Length: 138mm	Black/ White

Track Joint Bracket FL-M192



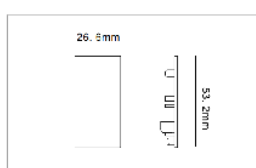
Model No.	Dimension	Color
FL-M192	80*23mm	Black/ White

Corner cable connector FL-M113



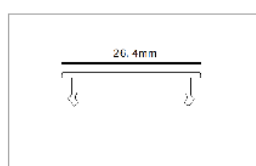
Model No.	Dimension	Color
FL-M113	cable Length: 130mm	Black/ White

End Cap FL-M116



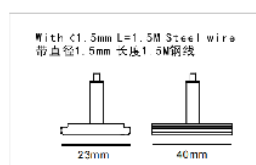
Model No.	Dimension	Color
FL-M116	53*26.6mm	Black/ White

Track Dust Cover FL-M193




Model No.	Dimension	Color
FL-M193	1000mm/1500mm/2000m m/3000mm	Black/ White

Track Suspension Cable Kits FL-M191



Model No.	Cable Length	Color
FL-M191	1500mm	Black/ White

Shenzhen Focus Lighting



Tang Magnet lighting system



Tang Magnet lighting system

Product Description

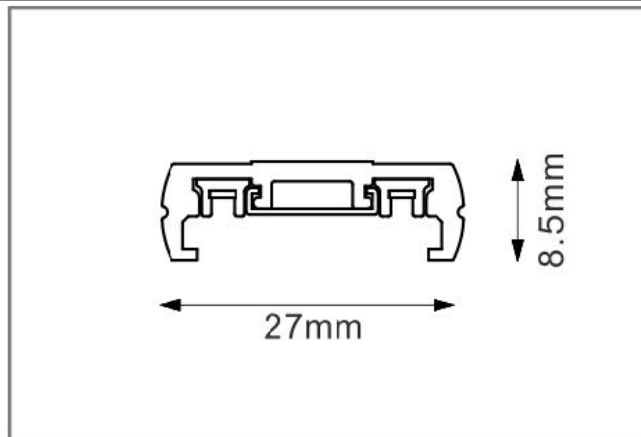
The Running Magnet System is welcomed by modern lighting designers for new architectural buildings. The Magnetic lighting system is powered by Denton POE and offers dimming, 0-10v, DALI, PWM, Single color or CCT Tunable available.

Product Features

- Safety: DC48V low voltage
- 0-10V/ PWM/ Dali Dimming
- CCT Tunable
- 2 Wires Connection
- Easy Installation: magnetic luminaries are installed simply by insertion, tool-free
- DIY Design: DIY any luminaries and length
- Adjustable: Freely move and adjust the position of the lamp
- Easy maintenance: Change luminaries at any time, any place

Surface Mounted

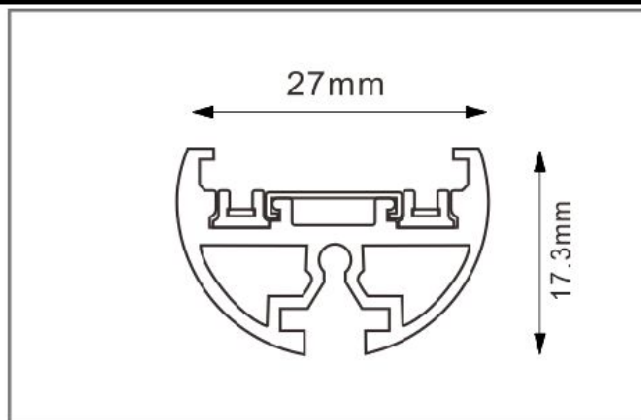
FL-UTM Series



Model No.	Track Length	Track Color	Wire Qty
FL-UTM310	1000mm	Black /White	2 Wires
FL-UTM315	1500mm	Black /White	2 Wires
FL-UTM320	2000mm	Black /White	2 Wires
FL-UTM330	3000mm	Black /White	2 Wires

Hanging Mounted

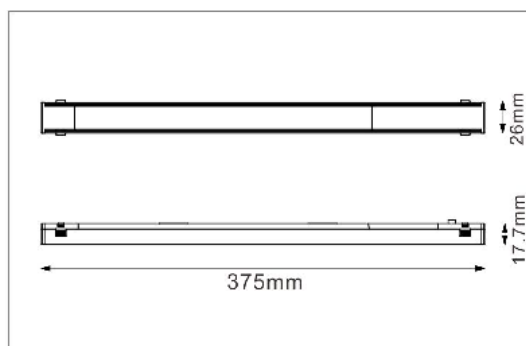
FL-UTMT Series



Model No.	Track Length	Track Color	Wire Qty
FL-UTMT310	1000mm	Black /White	2 Wires
FL-UTMT315	1500mm	Black /White	2 Wires
FL-UTMT320	2000mm	Black /White	2 Wires
FL-UTMT330	3000mm	Black /White	2 Wires

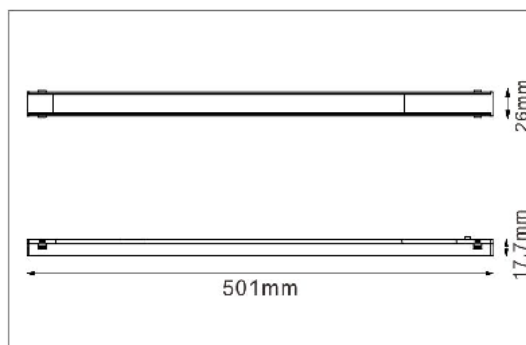

Ultra Thin 26 Magnet LED Luminaires

Track Linear Luminaire FL-UT503-12WA



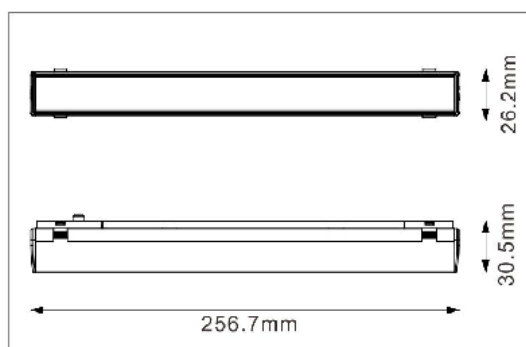
Model No.	Color	Length	Power	CCT	Beam angle	Lumen
FL-UT503-12WA	Black/ White	375mm	12w	2700-6500K	120°	100LM/W

Track Linear Luminaire FL-UT503-18WA



Model No.	Color	Length	Power	CCT	Beam angle	Lumen
FL-UT503-18WA	Black/ White	501mm	18w	2700-6500K	120°	100LM/W

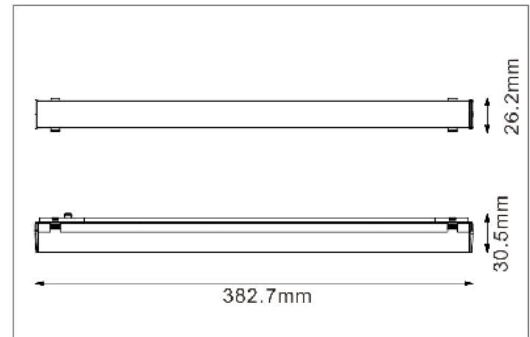

Track Linear Luminaire FL-UT503-12WB



Model No.	Color	Length	Power	CCT	Beam angle	Lumen
FL-UT503-12WB	Black/ White	257mm	12w	2700-6500K	120°	100LM/W

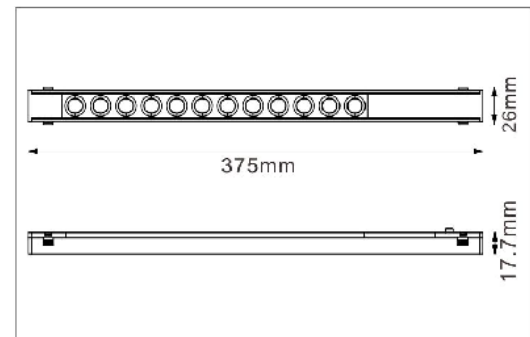
Ultra Thin 26 Magnet LED Luminaires

Track Linear Luminaire FL-UT503-18WB



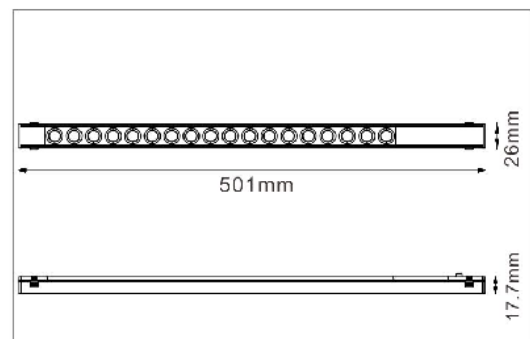
Model No.	Color	Length	Power	CCT	Beam angle	Lumen
FL-UT503-18WB	Black/ White	383mm	18w	2700-6500K	120°	100LM/W

Track Grille Luminaire FL-UT504-12WA



Model No.	Color	Length	Power	CCT	Beam angle	Lumen
FL-UT504-12WA	Black/ White	375mm	12w	2700-6500K	15/24/36°	100LM/W

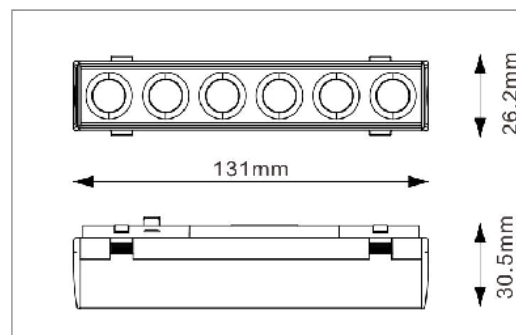
Track Grille Luminaire FL-UT504-18WA



Model No.	Color	Length	Power	CCT	Beam angle	Lumen
FL-UT504-18WA	Black/ White	501mm	18w	2700-6500K	15/24/36°	100LM/W

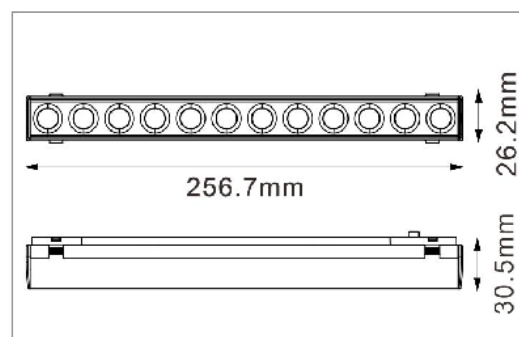
Ultra Thin 26 Magnet LED Luminaires

Track Grille Luminaire FL-UT504-06WB



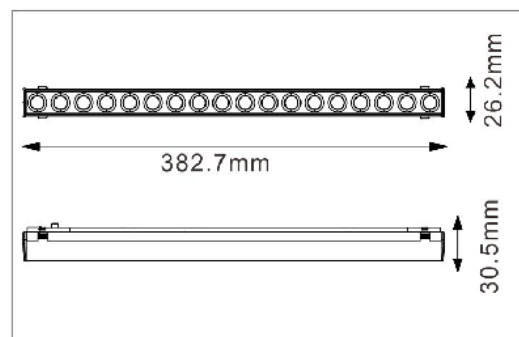
Model No.	Color	Length	Power	CCT	Beam angle	Lumen
FL-UT504-06WB	Black/ White	131mm	6w	2700-6500K	15/24/36°	100LM/W

Track Grille Luminaire FL-UT504-12WB



Model No.	Color	Length	Power	CCT	Beam angle	Lumen
FL-UT504-12WB	Black/ White	257mm	12w	2700-6500K	15/24/36°	100LM/W

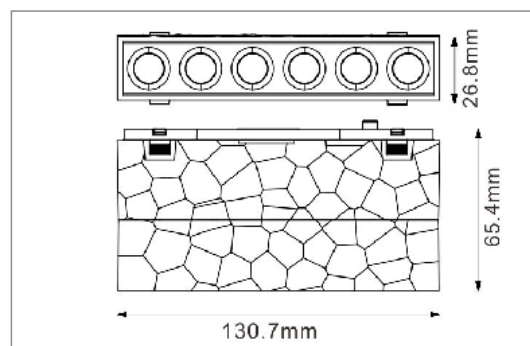
Track Grille Luminaire FL-UT504-18WB



Model No.	Color	Length	Power	CCT	Beam angle	Lumen
FL-UT504-18WB	Black/ White	383mm	18w	2700-6500K	15/24/36°	100LM/W

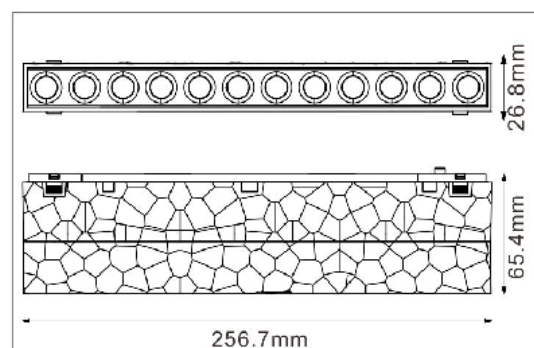
Ultra Thin 26 Magnet LED Luminaires

LED Wall Washer FL-UT06ZD-A



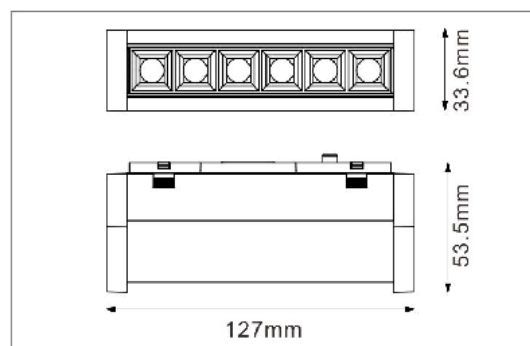
Model No.	Color	Length	Power	CCT	Beam angle	Lumen
FL-UT06ZD-A	Black/ White	131mm	6w	2700-6500K	15/24/36°	100LM/W

LED Wall Washer FL-UT12ZD-A



Model No.	Color	Length	Power	CCT	Beam angle	Lumen
FL-UT12ZD-A	Black/ White	257mm	12w	2700-6500K	15/24/36°	100LM/W

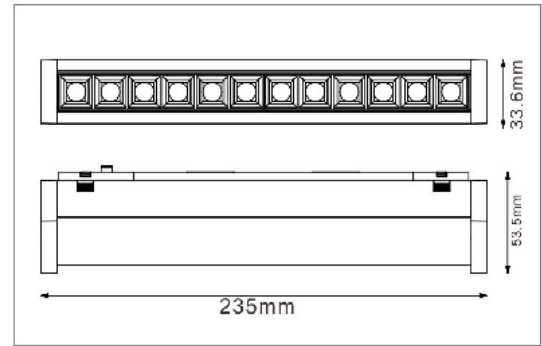
LED Wall Washer FL-UT06ZD-B



Model No.	Color	Length	Power	CCT	Beam angle	Lumen
FL-UT06ZD-B	Black/ White	127mm	6w	2700-6500K	15/24/36°	100LM/W

Ultra Thin 26 Magnet LED Luminaires

LED Wall Washer FL-UT12ZD-B




Model No.	Color	Length	Power	CCT	Beam angle	Lumen
FL-UT12ZD-B	Black/ White	235mm	12w	2700-6500K	15/24/36°	100LM/W

Tube Hanging Luminaire FL-UTFC40*300



Model No.	Color	Size:	Power	CCT	Beam angle	Lumen
FL-UTFC40*300	Black/ White	Φ40*300mm	5W	2700-6500K	24°	100LM/W

Track Spot Luminaire FL-UTFCxxxxA



Model No.	Color	Size:	Power	CCT	Beam angle	Lumen
FL-UTFC4506A	Black/ White	Φ45*L100mm	6W	2700-6500K	15/24/36/60°	100LM/W
FL-UTFC5512A	Black/ White	Φ55*L115mm	12W	2700-6500K	15/24/36/60°	100LM/W
FL-UTFC6518A	Black/ White	Φ65*L135mm	18W	2700-6500K	15/24/36/60°	100LM/W

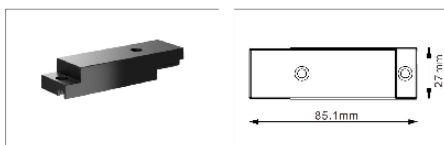
Ultra Thin 26 Magnet LED Luminaires

Track Zoomable Spot Luminaire FL-UTFCxxxxZ



Model No.	Color	Size:	Power	CCT	Beam angle	Lumen
FL-UTFC4506Z	Black/ White	Φ45*L100mm	6W	2700-6500K	15-55° zoomable	100LM/W
FL-UTFC5512Z	Black/ White	Φ55*L115mm	12W	2700-6500K	15-55° zoomable	100LM/W
FL-UTFC6518Z	Black/ White	Φ65*L135mm	18W	2700-6500K	15-55° zoomable	100LM/W

Power connector for UTM rail FL-UTM361



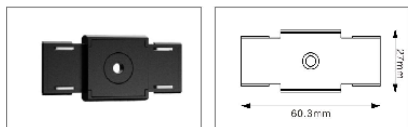
Model No.	Cable length	Color
FL-UTM361	30cm	Black/White

Power connector for UTMT rail FL-UTMT361



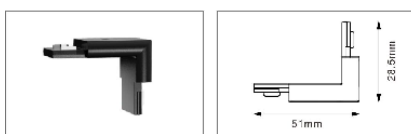
Model No.	Cable length	Color
FL-UTMT361	120cm	Black/White

I straight connector FL-UT363



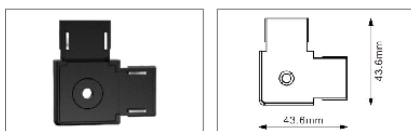
Model No.	Dimension	Color
FL-UT363	60*27mm	Black/White

L Connector FL-UT382 (Vertical Direction)



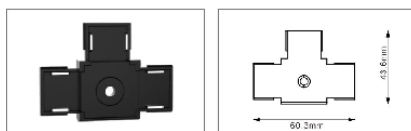
Model No.	Dimension	Color
FL-UT382	51*29mm	Black/White

L Connector FL-UT383 (Horizontal Direction)



Model No.	Dimension	Color
FL-UT383	44*44mm	Black/White

"T" Connector FL-UT384



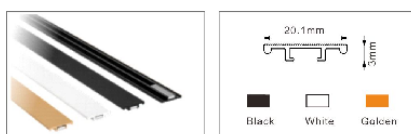
Model No.	Dimension	Color
FL-UT384	60*44mm	Black/White

"X" Connector FL-UT385




Model No.	Dimension	Color
FL-UT385	60*60mm	Black/White

Dust cover Aluminum FL-UT360A



Model No.	Length	Color
FL-UT360A	46cm	Black /White/Golden

Dust Cover PC FL-UT360P



Model No.	Length	Color
FL-UT360P	46cm	Black /White

Hanging cable for UTMT rail FL-UTMT362



Model No.	Cable length	Color
FL-UTMT362	120cm	Black/White

Huiqin lighting



LED garage light

LED garage light

Product Description



Voltage: DC48V
148 lumen/w
Philips LED chips 2835
Browb due casting aluminum case
PC cover
uld in light model
,Easy maintenance
5 years warranty

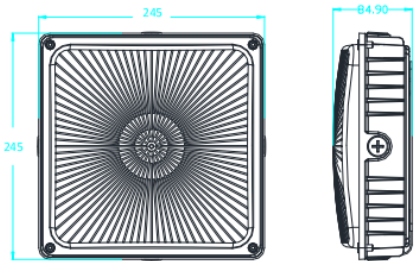
Product Features

- 40w
- DC48V
- 5920 lumen
- Phjphilps 2835
96LED chips
- PoE 48V
- Dimension :245mmx245mmx 84.9mm
- 2kg
- Bronze ffinish Colour

Ordering Guide

General Performance	Power	40W
	Lumen Output	5920lm
	Efficacy	148m/W
	Color Temperature	3000K/3500K/4000K4500K/5000K/5700K
	LED	Philips 2835
	Total Amount of Light Source	96 PCS


Product Dimensions



Accessories

Electrical	Voltage	DC 48V
	THD	<20%
Physical	Weight	2.0Kg
	Dimension	245*245*84.9mm
	Housing	Die-cast aluminum
	Lens	PC
	Mounting	Recessed Outlet or to surface
	Angle	110°
	Operation Temperature	-35°C~55°C
	Finish	Bronze
Certificate	Material Usage	RoHS compliant
	LED Class	LM80 rated to 50,000 hours

Insert Extra Table or Product information here

How to order								
No.	Photo	Model number	Housing	Voltage	Color Temperature(CCT)	Finish Color	Beam Angle	Control
1		HQ-CL-40W	HQ RO Regular Output 40w HQ HO Output 75w	DC12V	3000K 4000K 6000K	BK black BRZ bronze WH Smooth white	110 ° degree	PWM
				DC24V				
				DC48V				
				AC100V				
				AC120V				
				AC208V				
				AC220V				
				AC240V				
				AC277V				

Huiqin lighting



COB tape light

Huiqin lighting



Ordering Guide

PoE CCT adjustable DC24V&12V LED tape
(without LED driver)



CCT ajustable tape light

- COB
- 2090 Lumen
- 22w
- IP20
- 5 years warranty

Product Description

- 1) item type: CCT Adjustable tape light
- 2) LED type: COB
- 3) lumen: 2090 lumen
- 4) lighting colour: 3000K 4000k And 6000K
- 5) Power: 22w
- 6) Voltage: DC 24V & 12V
- 7) 90 lumen
- 8) IP rate: IP20
- 9) size:5000mmxH10mm
- 10) Warranty : 5 years

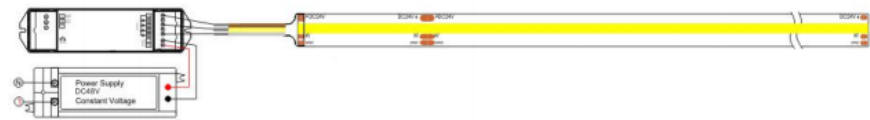
Product Dimensions



Accessories

5M/FCOB constant voltage Led strips/
608pcs led/meter/DC24V/IP20/10mm

Schematic:



(PS: Strip positive connect to the driver positive,
Strip negative connect to driver negative)

Product and needed tools:



Product
Led strip



Needed tools
scissor

Extra Information


How to order								
No.	Photo	Model number	Size	Voltage	Color Temperature(CCT)	Finish Color	Bean Angle	Control
2		HQ-FCOBCTA608	1M 5M	DC12V	3000K	WH Smooth white	270° degree	PWM
				DC24V	4000k			
					6000k			
					RGB			
					RGBW(3000K)			

Huiqin lighting



Square step light

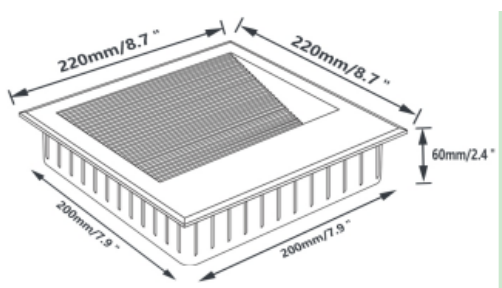
Huiqin lighting



Ordering Guide

HQ-ST-12W	PoE DC48V 12W LED step light (without LED driver)	
-----------	--	--

Product Dimensions



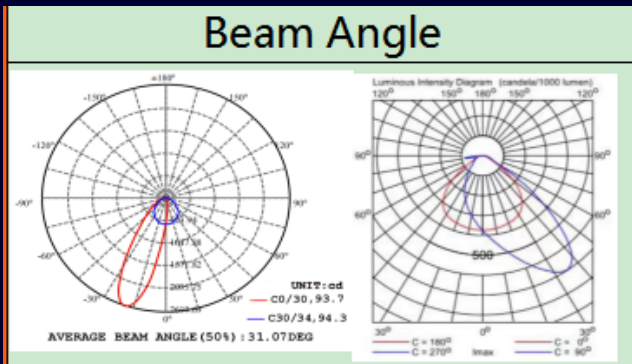
12W Square Step light

- High strength die cast aluminum and frosted tempered glass ,The luminous surface is uniform and has a sense of layering
- it design with simplified style and polarized light angle, suitable for the lighting environment of the site , it's keep IP65 waterproof,easy to install
- LED resource type SMD2835 which is made of name brand Osram , With low light decay and long lifespan 50000hours
- This lamp input voltage is DC48V and is compatible with the POE system and DMX color system,support for PMW Dim / 0-10dim/ Switch Off&NO

Product Description

- 1) item type: 12w LED step light
- 2) LED type:Osram
- 3) lumen:1320 lumen
- 4) lighting colour:3000K
- 5) Power:12w
- 6) Voltage:DC48V
- 7) 110 lumen/w
- 8) IP rate: IP65
- 9)Finish colour: Black

Beam Angle



- COB
- 2640 Lumen
- 22w
- IP20

Extra Information

How to order

No.	Photo	Model number	Housing	Voltage	Color Temperature(CCT)	Finish Color	Beam Angle	Control
12		HQ-ST-12W-S	HQ RO Regular Output 10w HQ HO Output 12w	DC24V	3000K	BK black BRZ bronze WH Smooth white	30° degree	DMX PWM 0-10v
				DC48V	4000K			
				AC110V	6000K			
				AC220V	RGB			
				AC220V	RGBW(4000K)			

Huiqin lighting



RGBW UFO

Huiqin lighting



RGBW UFO

- High strength die-casting aluminum shell 3D heat dissipation design, High light efficiency lens with a transmittance rate of over 90%
- LED resource type SMD5054 which made of high-purity red chip, blue chip, green chip, and pure gold wire wires , With low light decay and long lifespan 50000hours
- This lamp input voltage is DC48V and is compatible with the POE system and DMX color system
- Lamp Luminous flux R:622-627nm/1215-1620lm G:525-530nm/2430-2835lm B:457-462nm/608-810lm W:4000-4300K/2280-3150lm

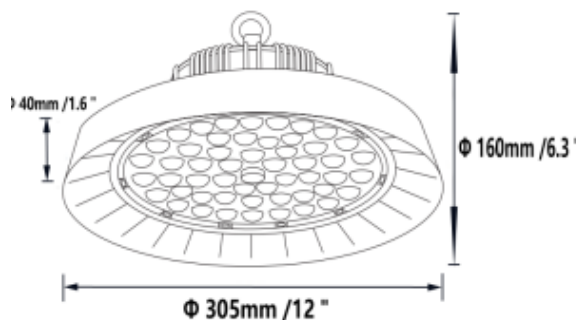
Product Description

- 1) item type: 80w RGBW UFO
- 2) LED type:SMD5054
- 3) dimension: Dia305mm x L40mmxH160mm
- 4) lighting colour: RGBW
- 5) Power:80w
- 6) Voltage:DC48V
- 7) 120 lumen /w White light
- 8) IP rate: IP65
- 9) Finish colour: Black
- 10) Warranty :5 years

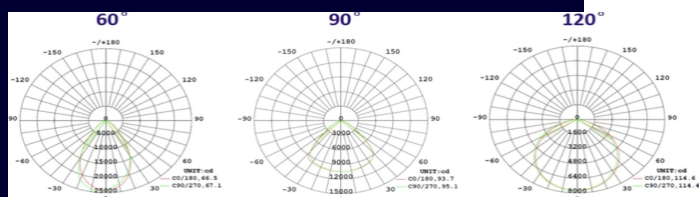
Ordering Guide

1	HQ-HB-80W	PoE DC48V 80W LED RGBW UFO light (without LED driver)	
---	-----------	---	---


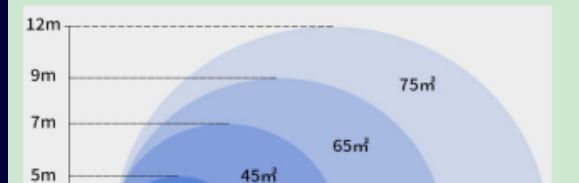
Product Dimensions



Beam Angle




Exposure area reference



Extra Information

How to order


No.	Photo	Model number	Housing	Voltage	Color Temperature(CCT)	Finish Color	Beam Angle	Control
3		HQ-HB-80W	HQ RO Regular Output 80w HQ HO Output 120w	DC24V	3000K	BK black BRZ bronze WH Smooth white	90° degree 120° degree	DMX PWM
				DC48V	4000k			
				AC100V	6000k			
				AC120V	RGB			
				AC208V	RGBW(4000K)			
				AC220V				
				AC240V				
				AC277V				

Huiqin lighting



RGBW 4 inch Down light

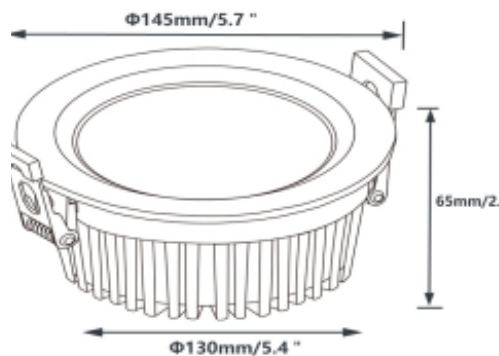
Huiqin lighting



Ordering Guide

Product name	Poe 4inch 12w RGBW down lamp
Model No.	HQ-DL-12-RGBW
Color	RGBW
CCT	3000K
CRI	>80
Lumen	120LM/W
Input Voltage	DC24V
Power	12W

Product Dimensions



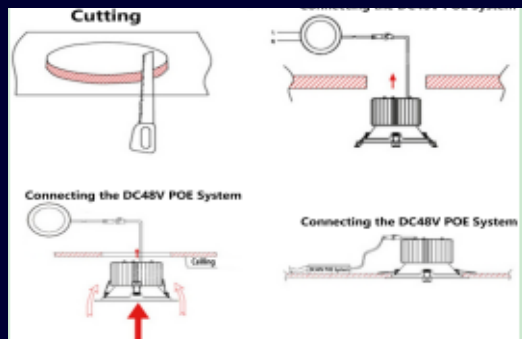
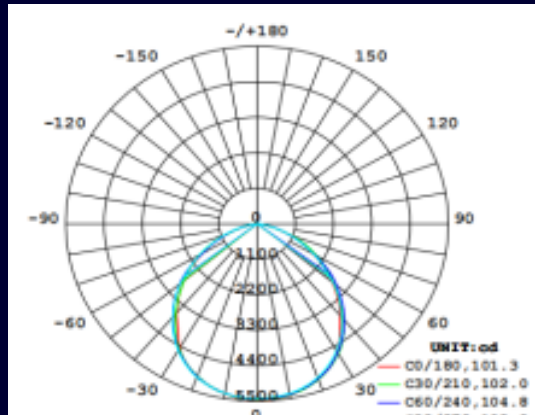
RGBW 4 inch down light

- The lamp material is made of die-cast aluminum, which is sturdy, durable, and has good heat dissipation. The PS diffusion plate has high transparency, and the IP65 structure is waterproof, moisture-proof, waterproof, and fog proof
- What is used the LED resource type SMD5054 resource which made of high-purity red chip, blue chip, green chip, made from the pure gold wire wires , With low light decay and long lifespan 50000hours
- This lamp input voltage is DC24V and is compatible with the POE system and DMX color system
- Lamp Resource Luminous flux R:622-627nm/180-240lm G:525-530nm/360-430lm B:457-462nm /100-130lm W:4000-4200K/450-560lm

Product Description

- 1) item type: 12w RGBW down light
- 2) LED type:Brigelux
- 3) dimension: Dia145mmx H65mm
- 4) lighting colour:RGBW
- 5) Power:12w
- 6) Voltage:DC24V
- 7) 90 lumen/w White light
- 8) IP rate: IP65
- 9)Wire: 5 wire
- 10) Warranty :5 years

Beam Angle



RGBW Picture



Huqin lighting

Downlight

Extra Information

How to order								
No.	Photo	Model number	Housing	Voltage	Color Temperature(CCT)	Finish Color	Beam Angle	Control
5		HQ-DL-12-RGBW	HQ RO Regular Output 12w HQ HO Output 15w	DC24V	3000K	BK black WH Smooth white	120° degree	DMX PWM 0-10V
				DC36V	4000k			
				DC48V	6000k			
				AC100V	RGB			
				AC220V	RGBW(4000K)			

Huiqin lighting



RGBW 2 inch Down light

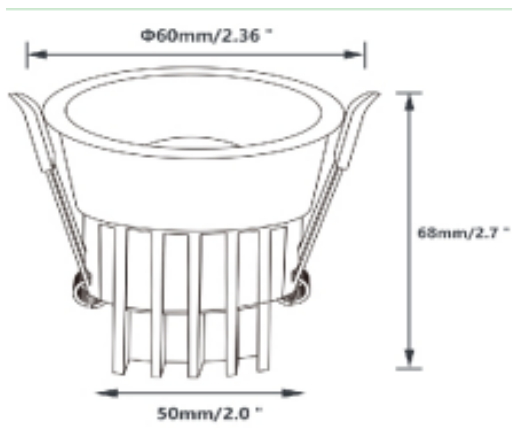
Huiqin lighting



Ordering Guide

1	HQ-DL-8W	PoE DC48V 8W LED RGBW down light (without LED driver)	
---	----------	--	---

Product Dimensions



RGBW 2 inch down light

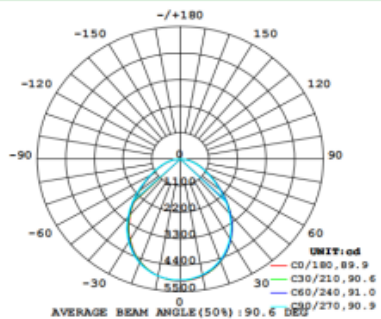
- The adjust spot light is made of die-casting aluminum +PC Diffusion Plate, which is a deep anti glare design structure , the lamp surface finish is using a high gloss matte white/grey powder spraying process,that ensure the surface of lamp housing more glossy and also can prevent scratches
- What is used the LED resource type SMD5054 resource which made of high-purity red chip, blue chip, green chip, made from the pure gold wire wires , With low light decay and long lifespan 50000hours14w
- This lamp input voltage is DC48V and is compatible with the POE system and DMX color system
- Lamp Luminous flux R:622-627nm/60-80lm
G:525-530nm/110-130lm B:457-462nm/40-600lm
W:4000-4300K/160-180lm

Product Description

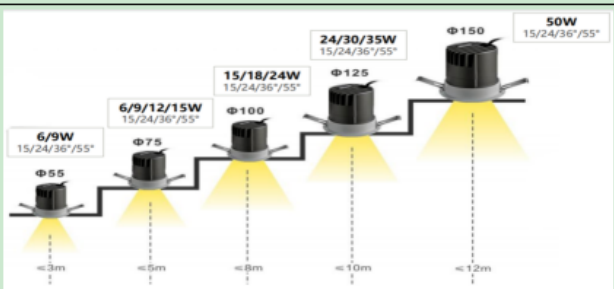
- 1) item type: 8w RGBW down light
- 2) LED type: Brigelux
- 3) dimension: Dia60mmx H68mm
- 4) lighting colour: RGBW
- 5) Power:8w
- 6) Voltage: DC 48V
- 7) 100 lumen w/ White light
- 8) IP rate: IP45
- 9)Wire: 5 wire
- 10) Warranty :5 years

Beam Angle


Beam Angle



The relationship of install high Power Beam Angle



RGBW Picture



Extra Information

How to order


No.	Photo	Model number	Housing	Voltage	Color Temperature(CCT)	Finish Color	Beam Angle	Control
13		HQ-DL-8W	HQ RO Regular Output 8w HQ HO Output 10w	DC24V	3000K	BK black WH Smooth white	90° degree	DMX PWM 0-10v
				DC48V	4000K			
				AC110V	6000K			
				AC220V	RGB			
					RGBW(4000K)			

Huiqin lighting




RGBW 2 inch adjust Down light

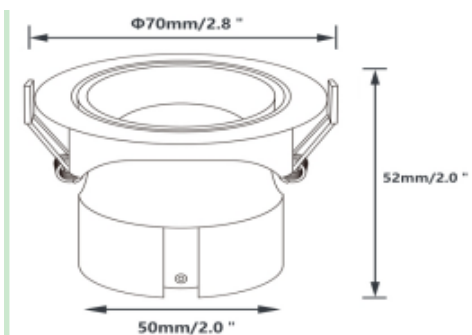
Huiqin lighting



Ordering Guide

1	HQ-DL-8W-J	PoE DC48V 8W RGBW LED Down light (without LED driver)	
---	------------	--	---

Product Dimensions



RGBW 2 inch adjustable down light

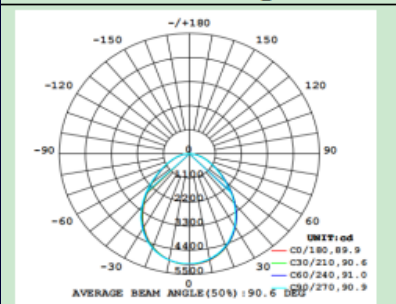
- Cutout 2 inch
- RGBW
- 8w
- DC48V (PoE)
- 5 Wire

Product Description


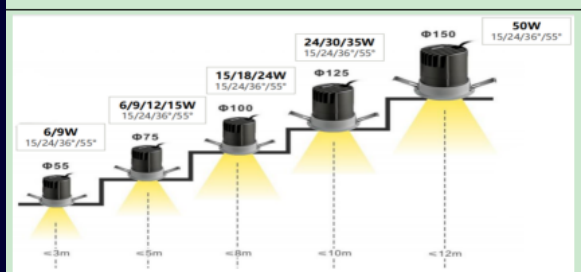
- 1) item type: 8w RGBW down light
- 2) LED type: Brigelux
- 3) dimension: Dia70mmx H52mm
- 4) lighting colour: RGBW
- 5) Power: 8w
- 6) Voltage:DC48V
- 7) 120 lumen/w White light
- 8) IP rate: IP65
- 9)Wire: 5 wire
- 10) Warranty: 5 years

Beam Angle


Beam Angle



The relationship of install high Power Beam Angle



RGBW Picture



Extra Information

How to order

No.	Photo	Model number	Housing	Voltage	Color Temperature(CCT)	Finish Color	Bean Angle	Control
14		HQ-DL-8W-J	HQ RO Regular Output 8w HQ HO Output 10w	DC24V	3000K	BK black WH Smooth white	90° degree	DMX PWM 0-10v
				DC48V	4000K			
				AC110V	6000K			
				AC220V	RGB			
					RGBW(4000K)			

Huiqin lighting




Surface Disc LED fixture

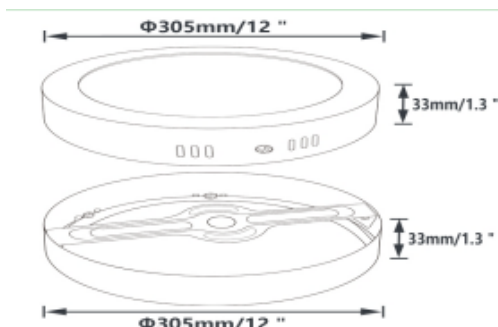
Huiqin lighting



Ordering Guide

1	HQ-SL-24W	PoE DC48V 24W Surface disc LED fixture (without LED driver)	
---	-----------	--	---

Product Dimensions



Surface Disc LED fixture

- Dia170mmxH135mm
- 4000K
- 24w
- DC48V (PoE)
- 5 years warranty
- CIR 85

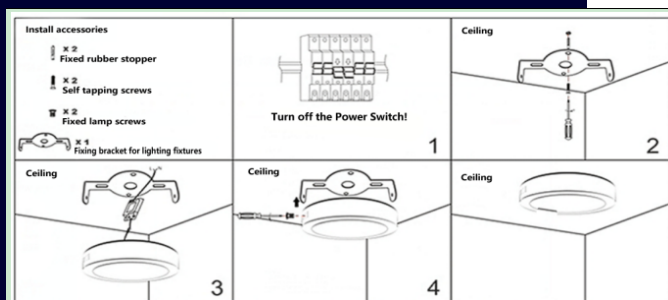
Product Description

- 1) item type: 24w Surface Disc LED fixture
- 2) LED type: Osram SMD2835
- 3) dimension: Dia170mmx H35mm
- 4) lighting colour: 4000k
- 5) Power: 24w
- 6) Voltage: DC48V
- 7) 130 lumen with White light
- 8) IP rate: IP54
- 9) Warranty: 5 years


More photos



Huigini lighting



Extra Information

How to order								
No.	Photo	Model number	Housing	Voltage	Color Temperature(CCT)	Finish Color	Beam Angle	Control
11		HQ-SL-24W	HQ RO Regular Output 24w HQ HO Output 36w	DC24V	3000K	BK black WH Smooth white	120° degree	PWM
				DC48V	4000K			
				AC110V	6000K			
				AC220V				

Disc LED Light

Huiqin lighting




RGBW flexible board


Huiqin lighting



Ordering Guide

1	HQ-FL-8W	PoE DC48V 8W LED RGBW flexible board (without LED driver)	
---	----------	---	--

Product Dimensions



L610x305mm (L 24"x12")

RGBW flexible board

- 2 feetx 1 feet
- RGBW
- 8w
- DC48V (PoE)
- SMD5050
- 5 years warranty




Product Description

- 1) item type: 8w RGBW flexible board
- 2) LED type: Osram SMD5050
- 3) dimension: 2 feet x 1 feet
- 4) lighting colour: RGBW
- 5) Power: 8w
- 6) Voltage: DC48V
- 7) Wire: 5 Wire
- 8) IP rate: IP54
- 9) Warranty: 5 years

more photos



Extra Information



How to order								
No.	Photo	Model number	Size	Voltage	Color Temperature(CCT)	Finish Color	Bean Angle	Control
15		HQ-FL-8W	1feetx2feet	DC24V	3000K	WH Smooth white	120° degree	DMX PWM 0-10v
				DC48V	4000K			
					6000K			
					RGB			
					RGBW(4000K)			

Huiqin lighting

Flexible Board

Huiqin lighting




8W Step light

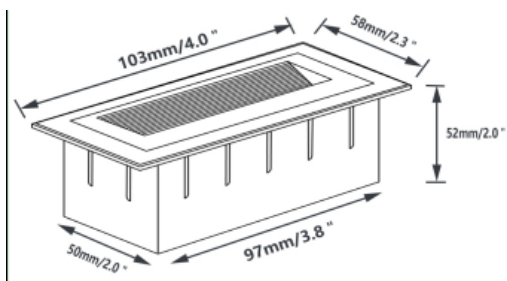
Huiqin lighting



Ordering Guide

1	HQ-ST-8W-A	PoE DC48V 8W LED step light (without LED driver)	
---	------------	---	---

Product Dimensions



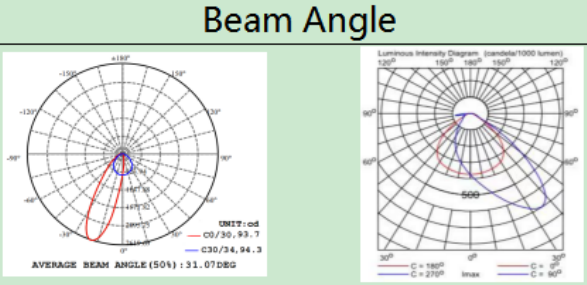
8W Step light

- High strength die cast aluminum and frosted tempered glass ,The luminous surface is uniform and has a sense of layering
- it design with simplified style and polarized light angle, suitable for the lighting environment of the site , it's keep IP65 waterproof,easy to install
- LED resource type SMD2835 which is made of name brand Osram , With low light decay and long lifespan 50000hours
- This lamp input voltage is DC48V and is compatible with the POE system and DMX color system,support for PWM Dim / 0-10dim/ Switch Off&NO

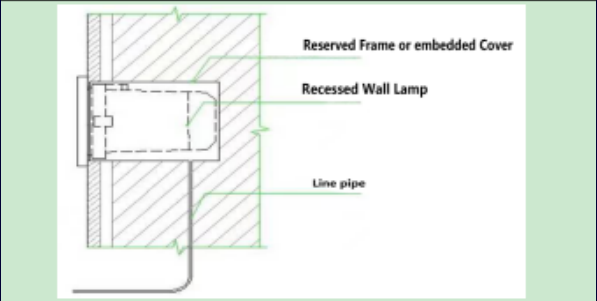
Product Description

- 1) item type: 8w LED step light
- 2) LED type:Osram
- 3) lumen: 890 lumen
- 4) lighting colour:3000K
- 5) Power:8w
- 6) Voltage:DC48V
- 7) 110 lumen/w
- 8) IP rate: IP65
- 9)Finish colour: Black

Beam Angle



Install Picture



Extra Information

How to order								
No.	Photo	Model number	Housing	Voltage	Color Temperature(CCT)	Finish Color	Bean Angle	Control
8		HQ-ST-8W-A	HQ RO Regular Output 6w HQ HO Output 8w	DC24V	3000K	BK black BRZ bronze WH Smooth white	30° degree	DMX PWM 0-10V
				DC48V	4000K			
				AC100V	6000K			
				AC220V	RGB			
				AC220V	RGBW(4000K)			

Huiqin lighting



10W Step light

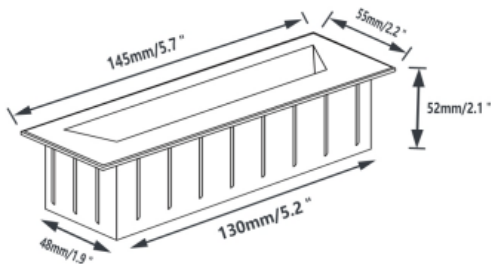
Huiqin lighting



Ordering Guide

2	HQ-ST-10W-A	PoE DC48V 10W LED step light (without LED driver)	
---	-------------	--	---

Product Dimensions



10W Step light

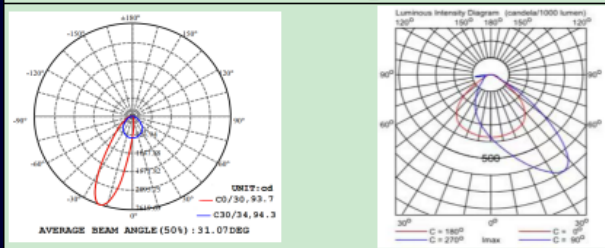
- High strength die cast aluminum and frosted tempered glass ,The luminous surface is uniform and has a sense of layering
- it design with simplified style and polarized light angle, suitable for the lighting environment of the site , it's keep IP65 waterproof,easy to install
- LED resource type SMD2835 which is made of name brand Osram , With low light decay and long lifespan 50000hours
- This lamp input voltage is DC48V and is compatible with the POE system and DMX color system,support for PMW Dim / 0-10dim/ Switch Off&NO

Product Description

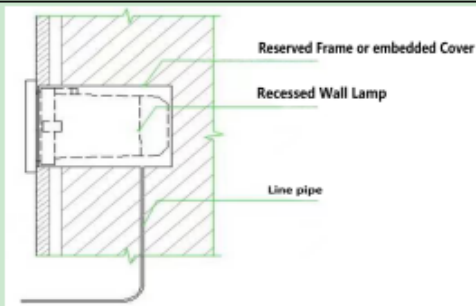
- 1) item type: 10w LED step light
- 2) LED type:Osram
- 3) lumen: 1100lumen
- 4) lighting colour:3000K
- 5) Power:10w
- 6) Voltage:DC48V
- 7) 110 lumen/w
- 8) IP rate: IP65
- 9)Finish colour: Black

Beam Angle

Beam Angle



Install Picture



Huqin lighting

Extra Information

How to order

No.	Photo	Model number	Housing	Voltage	Color Temperature(CCT)	Finish Color	Beam Angle	Control
9		HQ-ST-10W-A	HQ RO Regular Output 8w HQ HO Output 10w	DC24V	3000K	BK black BRZ bronze WH Smooth white	30° degree	DMX PWM 0-10V
				DC36V	4000K			
				DC48V	6000K			
				AC100V	RGB			
				AC220V	RGBW(4000K)			


Step Light

Huiqin lighting




12W Long Step light

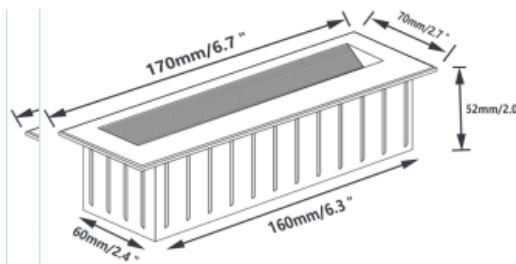
Huiqin lighting



Ordering Guide

3	HQ-ST-12W-B	PoE DC48V 12W LED step light (without LED driver)	
---	-------------	--	---

Product Dimensions



12W long Step light

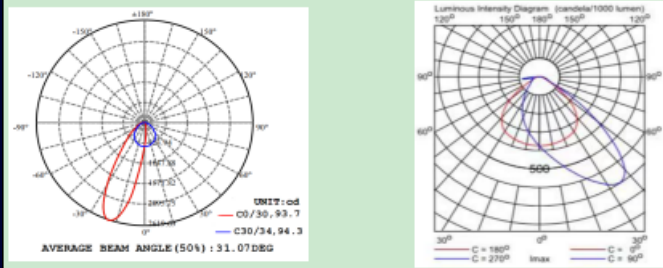
- High strength die cast aluminum and frosted tempered glass ,The luminous surface is uniform and has a sense of layering
- it design with simplified style and polarized light angle, suitable for the lighting environment of the site , it's keep IP65 waterproof,easy to install
- LED resource type SMD2835 which is made of name brand Osram , With low light decay and long lifespan 50000hours
- This lamp input voltage is DC48V and is compatible with the POE system and DMX color system,support for PMW Dim / 0-10dim/ Switch Off&NO

Product Description

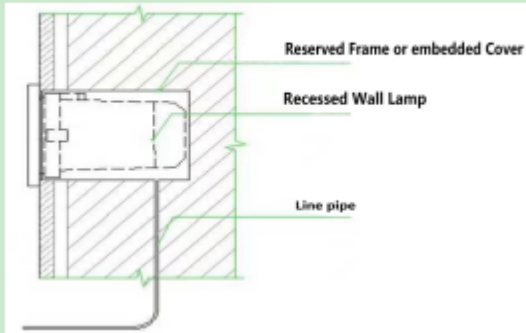
- 1) item type: 12w LED long step light
- 2) LED type:Osram
- 3) lumen: 1320lumen
- 4) lighting colour:3000K
- 5) Power:12w
- 6) Voltage:DC48V
- 7) 110 lumen/w
- 8) IP rate: IP65
- 9)Finish colour: Black

Beam Angle

Beam Angle



Install Picture



Huqin lighting

Step Light

Extra Information

How to order

No.	Photo	Model number	Housing	Voltage	Color Temperature(CCT)	Finish Color	Beam Angle	Control
10		HQ-ST-12W-B	HQ RO Regular Output 10w HQ HO Output 12w	DC24V	3000K	BK black BRZ bronze WH Smooth white	30° degree	DMX PWM 0-10V
				DC36V	4000K			
				DC48V	6000K			
				AC110V	RGB			
				AC220V	RGBW(4000K)			

Huiqin lighting




RGBW bullet light

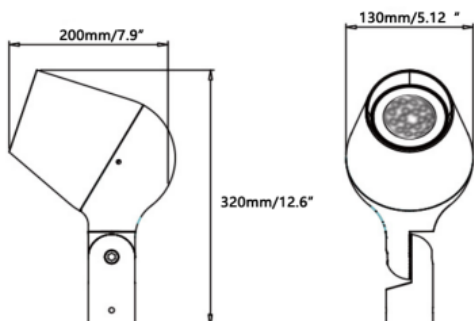
Huiqin lighting



Ordering Guide

1	HQ-BL-48W	PoE DC48V 48W RGBW bullet lights (without LED driver)	
---	-----------	--	---

Product Dimensions



RGBW bullet light

- Dia 200mmxH320mm
- RGBW
- 48w
- DC48V (PoE)
- 5 years warranty

Product Description

- 1) item type: 48w RGBW bullet light
- 2) LED type: Osram SMD5054
- 3) dimension: Dia 200mmxH320mm
- 4) lighting colour: RGBW
- 5) Power: 48w
- 6) Voltage: DC 48V
- 7 IP rate: IP66
- 8) Warranty: 5 years

More photos



Extra Information

How to order

No.	Photo	Model number	Housing	Voltage	Color Temperature(CCT)	Finish Color	Beam Angle	Control
16		HQ-BL-48W	HQ RO Regular Output 48w HQ HO Output 60w	DC24V	3000K	BK black BRZ bronze WH Smooth white	30° degree	DMX PWM 0-10v
				DC36V	4000K			
				DC48V	6000K			
				AC110V	RGB			
				AC220V	RGBW(4000K)			

Huiqin lighting



2x2 flat panel


Huiqin lighting



2x2 flat panel

- Size: 2x2(603mmx603mm)
- 4000K
- 36W
- DC24V (PoE)
- 3 years warranty

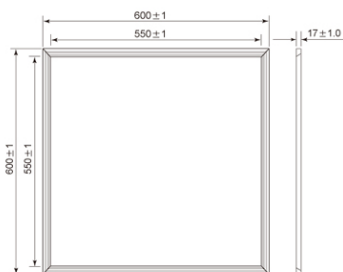
Ordering Guide

1	HQ-2x2 -PL-36W	PoE DC24V 36W LED Flat panel (without LED driver)	
---	----------------	---	---


Product Description

- 1) item type: 36w
- 2) LED type:epistar 2835
- 3) dimension: 2x2(603mmx603mm)
- 4) lighting colour: 4000K
- 5) Power: 36w
- 6) Voltage:DC24V
- 7 IP rate: IP40
- 8) Warranty :3 years


Product Dimensions

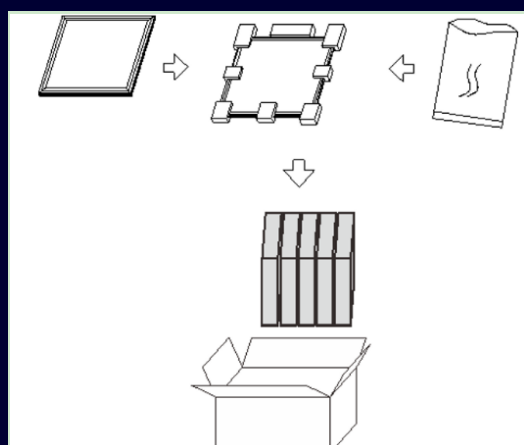


Accessories



Extra Information

How to order								
No.	Photo	Model number	Housing	Voltage	Color Temperature(CCT)	Finish Color	Bean Angle	Control
4		HQ-2x2 -PL-36W	HQ RO Regular Output 36w HQ HO Output 48w	DC24V	3000K	WH Smooth white	120° degree	PWM
				DC36V	4000K			
				DC48V	6000K			
				AC100V	RGB			
				AC220V	RGBW(4000K)			



Huiqin lighting



6 inch RGBW down light

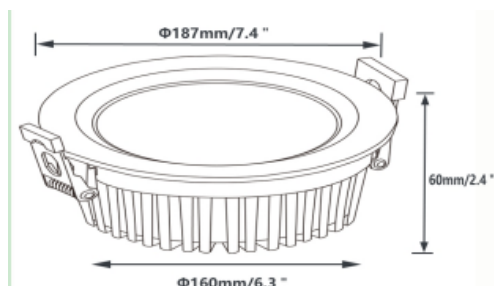
Huiqin lighting



Ordering Guide

Product name	Poe 6inch 30w RGBW down lamp
Model No.	HQ-DL-30-RGBW
Color	RGBW

Product Dimensions



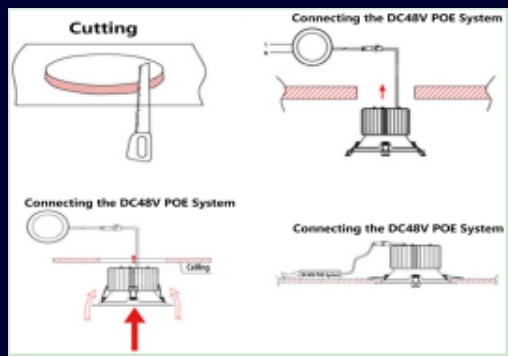
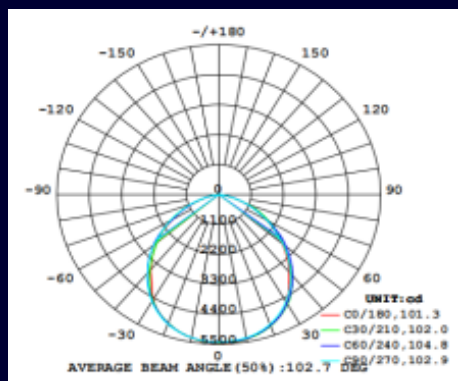
6 inch RGBW down light

- The lamp material is made of die-cast aluminum, which is sturdy, durable, and has good heat dissipation. The PC diffusion plate has high transparency, and the IP65 structure is waterproof, moisture-proof, waterproof, and fog proof
- What is used the LED resource type SMD5054 resource which made of high-purity red chip, blue chip, green chip, made from the pure gold wire wires , With low light decay and long lifespan 50000hours
- This lamp input voltage is DC36V and is compatible with the POE system and DMX color system
- Lamp Resource Luminous flux R:622-627nm/660-850lm G:525-530nm/1250-1540lm B:457-462nm /300-440lm W:4000-4200K/1540-1760lm


Product Description

- 1) item type: 30w RGBW down light
- 2) LED type: SMD 5054 RGBW
- 3) dimension: Dia 187mmxH60mm
- 4) lighting colour: RGBW
- 5) Power: 30w
- 6) Voltage: DC36V
- 7 IP rate: IP65
- 8) Warranty : 5 years

Beam Angle




RGBW Picture



Extra Information

How to order

No.	Photo	Model number	Housing	Voltage	Color Temperature(CCT)	Finish Color	Beam Angle	Control
6		HQ-DL-30-RGBW	HQ RO Regular Output 30w HQ HO Output 40w	DC24V	3000K	BK black WH Smooth white	120° degree	DMX PWM 0-10V
				DC36V	4000k			
				DC48V	6000k			
				AC100V	RGB			
				AC220V	RGBW(4000K)			

Huiqin lighting




RGBW landscapes lamp


Huiqin lighting



Ordering Guide

1	HQ-SL-12W	RGBW adjustable PoE LED Landscapes lamp(without LED driver)	
---	-----------	---	---

Product Dimensions



RGBW landscapes lamp

- Size: D100mmx W150mmxH420mm
- RGBW
- 12W
- DC24V (PoE)
- 5 years warranty


Product Description

- 1) item type: 12w
- 2) LED type: Osram
- 3) dimension: D100mmxW150mm x H420mm
- 4) lighting colour: RGBW
- 5) Power: 12w
- 6) Voltage:DC24V
- 7 IP rate: IP65
- 8) Warranty :5years
- 9) wire: 5 Wire

Accessories



Extra Information

How to order								
No.	Photo	Model number	Housing	Voltage	Color Temperature(CCT)	Finish Color	Beam Angle	Control
18		HQ-SL-12W	HQ RO Regular Output 10w HQ HO Output 12w	DC24V	3000K	BK black BRZ bronze WH Smooth white	30° degree	DMX PWM 0-10v
				DC36V	4000k			
				DC48V	6000k			
				AC110V	RGB			
				AC220V	RGBW(4000K)			

Huiqin lighting



LED Edison bulb


Huiqin lighting



LED Edison Bulbs

- Size: D60mmxH104mm
- 3000k 4000k or 6000k
- 6W
- DC24V (PoE)
- 2 years warranty


Ordering Guide

1	HQ--BL-6W	PoE DC24V 6W LED Edison bulb (without LED driver)	
---	-----------	--	--

Product Description

- 1) item type: 6w
- 2) LED type: Edison
- 3) dimension: D60mmXH104mm
- 4) lighting colour: 3000k 4000k or 6000k
- 5) Power: 6w
- 6) Voltage: DC24V
- 7 light holder: E26
- 8) Warranty : 2years

Product Dimensions




Accessories



Extra Information

How to order

No.	Photo	Model number	Housing	Voltage	Colour and Colour temperature	Finish Color	Beam Angle	Control
7		HQ--BL-6W	HQ RO Regular Output 4w HQ HO Output 6w	DC24V	3000K	CL Clear FR Frosted	270° degree	PWM
				AC100V	4000K			
				AC220V	6000K			

Huiqin lighting




LED Square down light

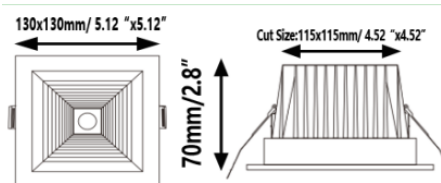
Huiqin lighting



Ordering Guide

1	HQ-DL-15W	PoE DC48V 15W LED Down light (without LED driver)	
---	-----------	--	---

Product Dimensions



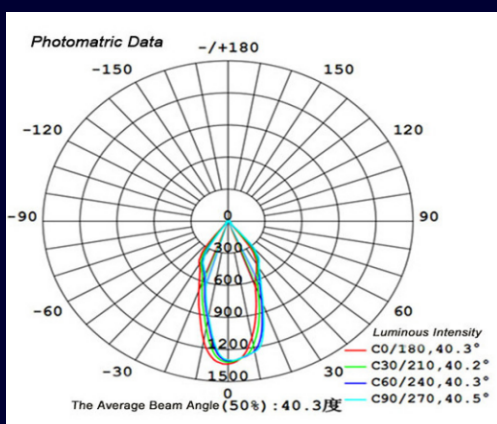
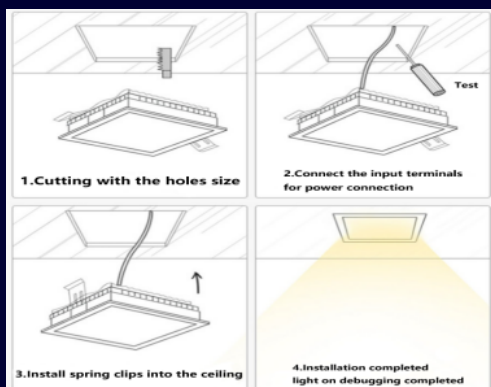
Square LED down light

- Size: 130mmx130mm
- 3000k 4000k 6000k or RGBW
- 15W
- DC48V (PoE)
- 5 years warranty

Product Description

- 1) item type: Square LED down light
- 2) LED type: SND2835
- 3) dimension: 130mmx130mm
- 4) lighting colour: 3000k 4000k 6000k or RGBW
- 5) Power: 15w
- 6) Voltage:DC48V
- 7 IP grade: IP54
- 8) Warranty :5years

Installation



Extra Information

How to order								
No.	Photo	Model number	Housing	Voltage	Color Temperature(CCT)	Finish Color	Beam Angle	Control
17		HQ-DL-18W	HQ RO Regular Output 8w HQ HO Output 10w	DC12V	3000K	BK black WH Smooth white	60° degree	DMX PWM 0-10v
				DC24V	4000K			
				DC48V	6000K			
				AC110V	RGB			
				AC220V	RGBW(4000K)			

Huiqin lighting



White garage LED light

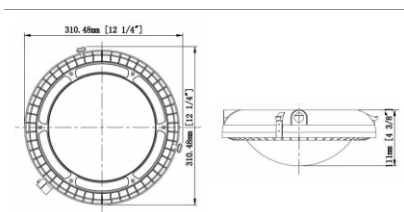
Huiqin lighting



Ordering Guide

Product name	40W DC 48V PoE Round garage light
Model No.	HQ-GL-40W
Color	Warm white, Pure white or cold white
CCT	3000-6500K

Product Dimensions



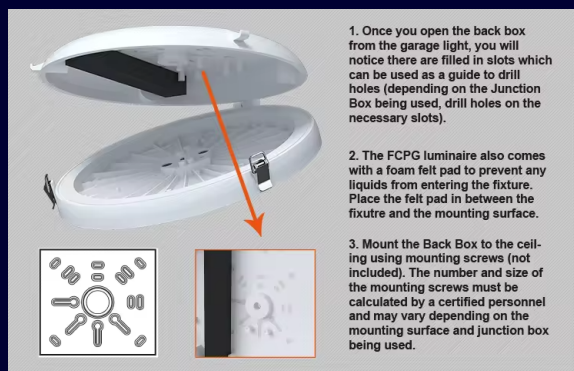
White garage LED light

- Size: D310mmxH111mm
- 4000k
- 40W
- DC48V (PoE)
- 150 lumen/w
- 5 years warranty

Product Description

- 1) item type: Square LED down light
- 2) LED type: philps SMD 2835
- 3) dimension: 310mmx310mmx 111mm
- 4) lighting colour: 4000k
- 5) Power: 40w
- 6) Voltage:DC48V
- 7 IP grade: IP65
- 8) Warranty : 5years

Installation



Mounting:

SM=Surface Mount (Standard)

JBPM=Junction Box

Plate Mount

TM=Trunnion Mount

PM=Pendant Mount

CM=Cable Mount

Extra Information

How to order


No.	Photo	Model number	Housing	Voltage	Color Temperature(CCT)	Finish Color	Beam Angle	Control
19		HQ-GL-40W	HQ RO Regular Output 40w HQ HO Output 75w	DC24V	3000K	Smooth white	120° degree	PWM
				DC48V	4000K			
				AC100V	6000K			
				AC120V				
				AC220V				
				AC240V				
				AC277V				

Huiqin lighting




Surface LED down light

Huiqin lighting



Ordering Guide

1	HQ-SDL-30W	PoE DC48V 30W LED RGBW Surface down light (without LED driver)	
---	------------	--	---

Product Dimensions



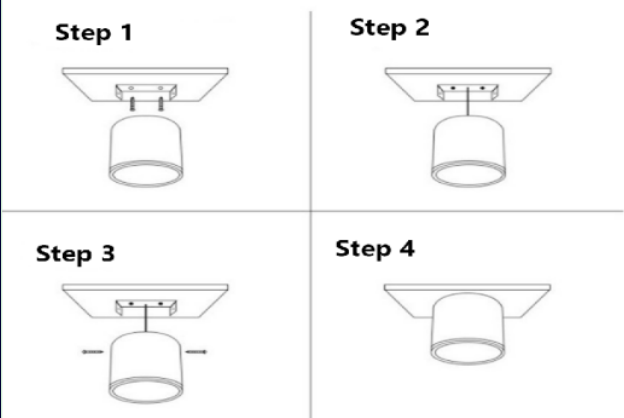
Surface LED down light

- Size: D150mmxH220mm
- RGBW
- 30W
- DC48V (PoE)
- IP54
- 5 years warranty


Product Description


- 1) item type: Square LED down light
- 2) LED type: philps SMD 2835
- 3) dimension: D150mmxH220mm
- 4) lighting colour: 4000k
- 5) Power: 30w
- 6) Voltage:DC48V
- 7 IP grade: IP54
- 8) Warranty: 5years

Installation



Extra Information

How to order								
No.	Photo	Model number	Housing	Voltage	Color Temperature(CCT)	Finish Color	Bean Angle	Control
20		HQ-SDL-30W	HQ RO Regular Output 30w HQ HO Output 40w	DC12V	3000K	BK black BRZ bronze WH Smooth white	30° degree	DMX PWM 0-10V
				DC24V	4000K			
				DC48V	6000K			
				AC110V	RGB			
				AC220V	RGBW(4000K)			




What happens if you don't find the fixture you want?

Reach out to our customer success team at **success@poetexas.com** and they can help you find the fixture you want and ensure it's compatible with our system.



Window Treatments





For Window Treatments

Our Catalog includes all the window treatment systems our control system is compatible with.

Find the manufacturer and features, follow our instructions for this catalog to get them added to your facility.

Window Treatments

Compatibility Chart

Companies	Website
Somfy	https://www.somfysystems.com/en-us/
Mecho Shades	https://www.mechoshade.com/
Power Shades	https://powershades.com/
Forest	https://www.forestgroup.com/en
Smart Tint	https://www.smarttint.com/



Fans



FANS

Compatibility Chart

Companies

Website

Carro Fans

<https://carrousa.com>

Denton Digital Building Intelligence

SLM70-POE (48V)



PoE Fan

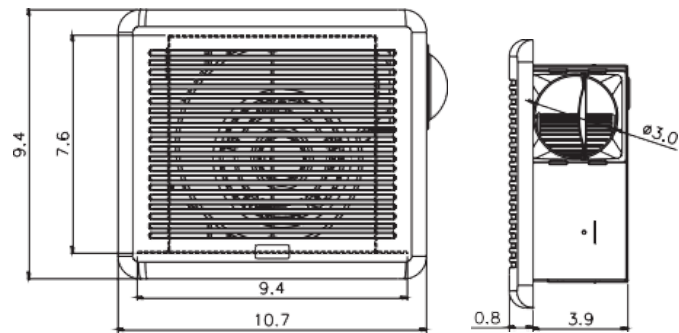
Product Description

Super Low Profile. Super Low Energy Consumption. Weighing in at less than 5 lbs., the powerful yet compact Delta BreezSlim sets the bar for performance in the popular small fan size of 7.5" x 7.25" x 3.94". Operating at 2.0 Sones, this quiet fan features Delta's extremely resilient DC brushless motor and a modern grille design. Perfect for retrofitting into an existing space. Capable of ceiling mount or wall mount installation (UL listed for both) into your next multifamily or single-family project. BreezSlim breaks the mold of the everyday bathroom exhaust fan. Available in contractor packs.



Product Features

- ENERGY STAR® qualified with innovative brushless DC motor technology
- Quiet operation at 2.0 Sones
- UL approved for ceiling and wall mount installation
- The only 7 1/4" x 7 1/2" small-size bath fan on the market
- Compact housing for easy retrofit and replacement of older bath fans
- Energy efficiency rating approximately 5.8 CFM/Watt
- Annual energy cost for 24/7 operation is approximately \$13.88*

Dimensions



Lifestyle





Controls

DENT-SP-MS



Multi-sensor Module

Product Description

DENT-SP-MS enables the realization of energy harvesting wireless sensors communicating according to EnOcean Alliance radio standard. Key applications are wall-mounted or equipment-mounted sensor solutions for measuring temperature, humidity, illumination, and acceleration/orientation. DENT-SP-MS integrates dedicated sensors for temperature, humidity, illumination, acceleration, and magnet contact. These sensors measure and transmit the current status every 60 seconds. DENT-SP-MS will immediately wake up and transmit an update if an acceleration event occurs (e.g. due to being moved or shaken) after a period without such change.

Product Features

- Self-powered via ambient indoor light – maintenance-free, no battery change required thanks to energy harvesting technology
- One size fits all – easy product integration into different housing designs (Original PTM form factor)
- Highly flexible, simply attach it where the data is required – on walls, ceilings, windows, doors, furniture, on active devices such as air-conditioning units, towel dispensers and valuable assets (printers, copiers, medical equipment and vending machines etc.)
- Easy configuration via NFC reader or EnOcean Tool App
- Seamless integration into smart systems due to wireless communication based on open standards (EnOcean; Bluetooth®)
- Reports on internal energy level and the amount of light available in the solar cell
- One sensor equals a basket of metadata for highly efficient building automation, smart home, IoT (e.g. space optimization management, digitized facilities services, predictive, maintenance, activity measurement, artificial intelligence)
- AES-128 security

Lifestyle



DENT-OCC-361

Occupancy sensor Module

Product Description

The DENT-OCC-361 is a 360° ceiling mount low voltage occupancy sensor designed to signal the occupancy status for area lighting, or HVAC control, for energy-efficient building management. The sensor is operated by a 24V low-voltage power supply from an IR-TEC power pack, or building management system. It provides a dry contact signal to control the connected lighting or HVAC equipment. A cutting-edge quad-element pyroelectric infrared sensor and a unique Fresnel lens provide superior occupancy sensing capability. When the sensor detects an occupant's presence, the form C relay contact output will be engaged until the OFF-delay time expires. If the sensor is applied to control the operation of HVAC systems, the ON-delay can be enabled to prohibit short-cycle restarting or unwanted load activation caused by walk-through traffic. Both ON and OFF delays can be easily selected through jumper pin positioning.

Product Features

- Cutting edge quad element infrared sensor
- 24VAC/DC low-voltage power supply
- Form C dry contact relay output Superior RFI and EMI immunity
- Temperature compensation circuitry
- Walk test and sensing status LED indicator
- Easy programmable ON and OFF delays
- High density detection performance Recess/surface mount available
- Pigtail wires for easy connection

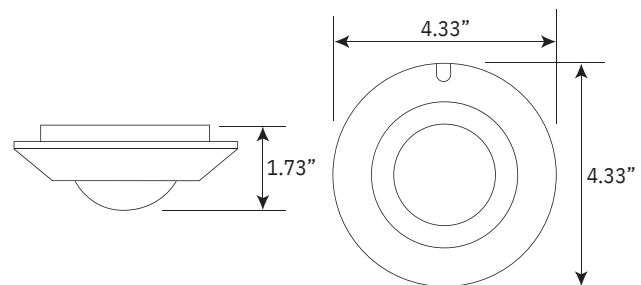
Lifestyle



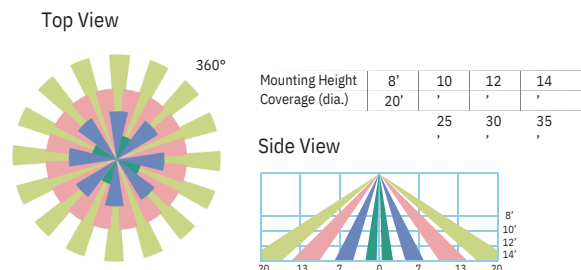
APPLICATION

The DENT-OCC-361 can be used to control area lighting, or HVAC, with an IR-TEC power pack or in conjunction with a building management system. Various control modes can be achieved by different wiring connections. Basic wiring diagrams are included. Consult with an IR-TEC team member if a more complex wiring diagram is required.

DIMENSIONS



DETECTION PATTERN



DENT-OCC-551



Occupancy sensor Module

Product Description

The DENT-OCC-551 is a low voltage dual technology occupancy sensor designed to signal the occupancy status for area lighting, or HVAC control, for energy-efficient building management. The sensor combines a cutting-edge Passive Infrared (PIR) sensor, a state-of-the-art High-Frequency Doppler (HFD) sensor, and advanced signal processing firmware into one unit to perform superior occupancy sensing capability. The OS-551DT is ideal for the areas where motion may not be easily detectable by a single technology occupancy sensor. When the sensor verifies the presence of an occupant, a form C dry contact output will be activated as long as the motion is detected by either PIR or HFD sensor. If the sensor is applied to control the operation of HVAC systems, an ON-delay can be enabled to prohibit short-cycle restart or unwanted load activation.

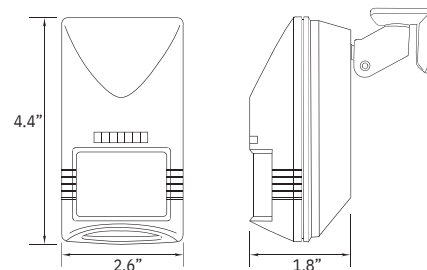
Product Features

- ECG for 0-10V Continuous Dimming Control
- Ambient light levels selectable to inhibit relay
- HFD sensitivity adjustable for optimum range
- 22~ 26VAC/DC low voltage power operation
- NC-COM-NO form C dry contact relay output
- Multi-directional mounting bracket supplied
- Selectable ON-delay to filter walk-by traffic 3
- LED's indicate occupancy sensing activities
- SmartDelay enables smart delay time setting
- Walk-through mode available for more saving
- Audible Delay-End Warning enabled/disabled
- Manual override control signal input available
- 5-minute TEST mode with shortest OFF-delay

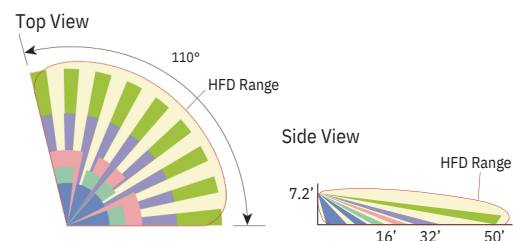
APPLICATION

The DENT-OCC-551 can be used to control area lighting, or HVAC systems, with an IR-TEC power pack or in conjunction with a building management system. Various control modes can be achieved by different wiring connections. Consult with an IR-TEC team member if a more complex wiring diagram is required.

DIMENSIONS



DETECTION PATTERN



Lifestyle



DENT-OCC-W-CM



Occupancy sensor Module

Product Description

Saving energy without sacrificing comfort can be effortless with occupancy based controls. The Ceiling Mounted Occupancy Sensor enables a new level of energy saving control for rooms, hallways and other common areas. The Occupancy sensor uses radio frequency technology to communicate wirelessly with other EnOcean-enabled devices to set back temperature and turn off lights and electrical loads when a space has been unoccupied for a set period of time. Because the sensors are wireless, there is no need to run additional wiring and installation can be completed in a matter of minutes. The sensor is self-powered by harvesting energy from indoor light, eliminating the need for periodic battery changes. The clean, contemporary styling makes it an attractive addition to any décor.

Product Features

- Self-powered. Two integrated solar cells enable indoor light energy harvesting to power the device and eliminate the need for wires or batteries.
- PIR motion sensor with 360-degree viewing angle lens for maximum efficiency in different room settings.
- Two molded buttons with LED indicator lights can be used to link and configure the device.
- Internal tray accommodates supplemental coin cell battery for use in low light environments.

APPLICATION

Self-powered wireless occupancy sensors are the perfect energy-saving solution for any space where traffic patterns or occupancy determine the need to power the space. Install the occupancy sensors in guest rooms, living spaces, common areas, or hallways and link them with an HVAC setback module, thermostat, or in-line switch module to ensure that the HVAC, lights, and other electronic loads are only on when they are needed.

Lifestyle



DETECTION PATTERN

Sensor Range and Coverage Diagrams

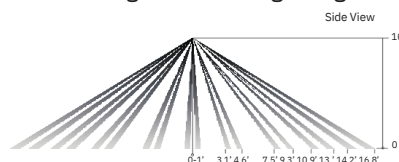


Fig. 1: Side view of sensor coverage based on 10ft. mounting height




Fig. 2: Top view of sensor coverage based on 10ft. mounting height

DENT-OCC-W-WM



Occupancy sensor Module

Product Description

Saving energy without sacrificing comfort can be effortless with occupancy based controls. The wall-mounted occupancy Sensor is wireless and self-powered making it one of the most cost-effective ways to control energy use in unoccupied rooms. They can be installed in minutes because there are no additional wires to run and they require no batteries so ongoing maintenance costs are eliminated. The sensor harvests solar energy from indoor light and uses radio frequency technology to communicate wirelessly with other EnOcean-enabled devices, setting back temperature and turning off lights and electrical loads when it detects that a space has been unoccupied for a set period of time. The sensor features clean contemporary styling, making it an attractive addition that's sure to compliment any decor.

Product Features

- Interoperable. Communicates wirelessly with other devices using the EnOcean wireless standard.
- Self-powered. Integrated solar cells harvest indoor light to power the device and eliminate the need for wires or batteries.
- PIR motion sensor with both wide-angle and long-range options for maximum efficiency and flexibility in different room settings.
- Two molded buttons with LED indicator lights can be used to link and configure the device.
- Internal tray accommodates supplemental coin cell battery for use in low light environments.

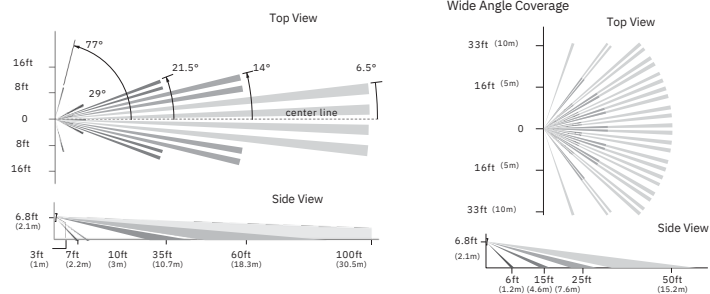
APPLICATION

Self-powered wireless occupancy sensors are the perfect energy-saving solution for any space where traffic patterns or occupancy determine the need to power the space. Install the occupancy sensors in guest rooms, living spaces, common areas, or hallways and link them with an HVAC setback module, thermostat, or in-line switch module to ensure that the HVAC, lights, and other electronic loads are only on when they are needed.

Lifestyle



DETECTION PATTERN



DENT-KEYCARD-W

Key Card Switch

Product Description

Take the first step toward significant energy savings. The Key Card Switch is one of the simplest, most economical ways to save energy through occupancy-based control of lighting, HVAC, and miscellaneous electric loads. The switch is self-powered and the simple act of inserting or removing the card generates enough kinetic energy to send a wireless signal to other EnOcean-based devices within the room. To operate the switch guests simply insert their key card in the slot when they enter the room and then remove it when they leave. The key card switch is wireless and can be installed in minutes without having to drill into the wall or run additional wiring. The switch features a clean contemporary styling, making it an attractive addition that's sure to complement any decor.



Product Features

- Interoperable. Communicates wirelessly with other devices using the EnOcean wireless standard.
- Self-Powered. The embedded mechanical energy harvesting element generates power from the motion of inserting or removing the hotel key card. Energy harvesting eliminates the need for wires or batteries.
- The key card slot accommodates any standard hotel key card.
- The device is wireless and self-powered, eliminating the need for additional wiring and batteries, so installation is quick, and easy, and operating costs can be reduced.

APPLICATION

The Key Card Switch is ideal for detecting occupancy within guest rooms in hotels, senior residences or similar living spaces. Combine it with a HVAC setback Module or thermostat for an extremely affordable occupancy based solution for controlling HVAC energy use. Install a switch module and add convenient control of lights and other electrical loads.

Lifestyle



Denton Digital Building Intelligence

DENT-RLY-HV-*



Web Relay

Product Description

WebRelay™ provides reliable remote relay control and discrete signal monitoring over any IP network. WebRelay can be used in countless applications, including pump and motor control, security lock systems, remote reboot, and lighting control. WebRelay's powerful and flexible design makes imagination its only limit. In addition to its built-in relay, WebRelay has an optically isolated input that can be used to monitor the state of devices, control the relay, or control a remote relay somewhere else on the network. This feature is useful to extend the output of a PLC to another building or to allow a switch or sensor to control a device at a distant location.

Product Features

- No programming required
- Full control using a standard web browser or text-based XML messages.
- Can operate as a Modbus TCP/IP slave
- Password protected
- 12-Amp relay contacts
- On/Off and Pulse modes
- Optically isolated input can be used for Monitoring
- Relay control
- Remote relay control (Peer to Peer)
- Automatic Reboot controller mode for remote reboot of computers and network devices
- Select TCP ports
- Two removable terminal connectors included
- Rugged DIN-Rail/wall mountable enclosure
- Two power supply options are available
 - 9-28 VDC
 - Power Over Ethernet (802.3af) or 5 VDC

APPLICATION

Remote Reboot, Pump Control, Motor Control, Remote Relay, Remote PLC Control, Industrial Automation and more.

Lifestyle

WEBRelay™ Setup

Network Password Relay/Input Control Page Setup Relay Control Page

Relay/Input:

Relay Mode: Standard ☒ Automatic Reboot ☐

Ping IP Address: 192 168 1 15

Successful Ping Period: 60 secs

Unsuccessful Ping Period: 10 secs

Delay Before First Ping After Reboot: 120 secs

Reboot Timer 1 (T1): 10 secs

Reboot Timer 2 (T2): 5 secs

Reboot Timer 3 (T3): 2 secs

Reboot Options: pulse off T1 secs

Failed Pings Before Reboot: 5

Max Reboot Attempts: 10

Remote Relay Options: no remote relay control

Remote Relay IP Address: 192 168 1 3

Remote TCP Port: 80

Relay #: 0

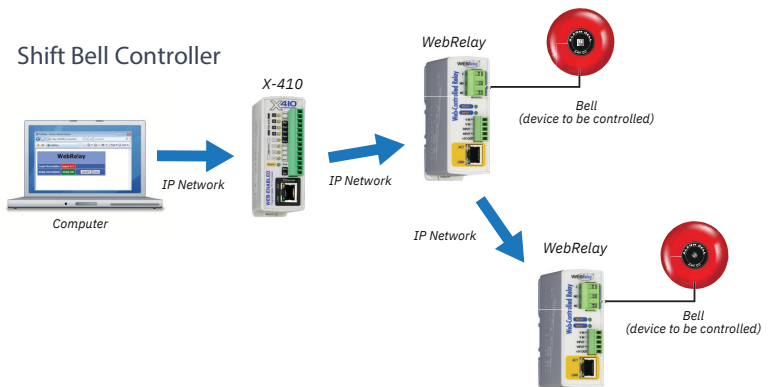
Password: *****

Keep Alive: YES(No TX State)

Submit Reset

Ordering options

- **DENT-RLY-HV-1**
- **DENT-RLY-HV-7**



AF-RLY-8

Smart PoE Relay



Product Description

The AF-RLY-8 controls both AC and DC loads through relays leveraging the virtues of PoE and its open standard architecture. Each AF-RLY-8 includes eight dry contact inputs and eight SPST relays controllable via a web server that is accessible through MQTT, REST API connections and works seamlessly with the DENT-CORTAP server. Manage traditional AC lighting controls or low voltage 24VDC infrastructure on an individual relay basis. Whether you program it locally or through the COR-TAP, have full control with this versatile platform.

Product Features

- **Six WORKING MODES:** Connecting through Local wifi and ethernet communication. Through the provided configuration software, you can configure five working modes: TCP server, TCP client, UDP server, UDP client, and DNS domain name.
- **STRONG ANTI-INTERFERENCE ABILITY:** The 8-channel relay module can be connected to an external high-current AC contactor and relay, will not crash under strong electromagnetic interference. The product is resistant to high temperatures and can work in an environment of -40 to 85 ° C.
- **EASY TO USE:** The true 100M speed enables reliable communication with 0 delay commands. Support 10 TCP client connections under the TCP server. Industrial grade products. Support automatic acquisition of IP.
- **POWER-DOWN SAVE FUNCTION:** 8-way relay, 8-channel digital input with full-open and full-off input. With power-down save function (save relay status).
- **PRODUCT PARAMETERS:** IEEE 802.3af PoE or Power Supply: DC7~24V(DC socket or wiring terminal can be selected to input power.); DC Connector Size: 5.5 x 2.1mm / 0.22 x 0.08in (Outer Diameter - Inner Diameter)

Lifestyle



Denton Digital Building Intelligence

DENT-AF-LCP-*



Lighting Control Panel

Product Description

The DENT-AF-LCP is a Lighting Control Panel that hosts a Linux based high performance server, tightly coupled to either eight 0-10V relays or six 120 or 277 V phase dimmers. It hosts an astronomical time clock enabling it to be used both indoors and outdoors by simply entering your zip code. While compatible with all DENTON Building Automation technology, the LCP can be networked together with other wired and wireless devices through a PoE backbone. Connection to touch screen tablets or remote access is easy to set up for expanded control options. When connected to other PoE technology such as touchscreen tablets, it is an ideal retrofit for existing lighting control panels.

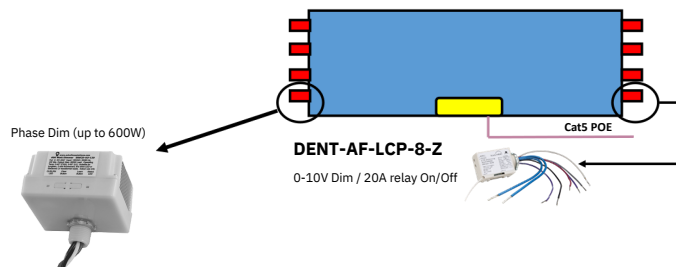
Product Features

- Offers 8 20A 120-277 on/off/dim circuit controls
- Built-in remote access server with local Wi-Fi hotspot
- Wirelessly communicates with local wall switches
- Network or standalone capability
- Remote access support via web access
- Can support different voltages in the same panel
- Astronomical Clock built-in
- Automatic Sunrise / Sunset calculation based on zip code
- Ability to support wireless daylight sensors for outdoor applications
- Seamlessly integrates with other rNET control platforms.
- Easily connects to BMS and DMX systems as an initiator or target
- Factory, field, or remote commissioning support
- Schedule or behavior updates are easy to do.

Ordering options

- **DENT-AF-LCP-6-P**
- **DENT-AF-LCP-8-Z**

Lifestyle



DENT-LC-PlugLoad

Outlet Controller



Product Description

The Split Duplex Receptacle Outlet Controller provides a simple solution to meet energy codes without requiring complex changes to a facility. The controller can retrofit your existing duplex receptacles simply and quickly, without the need for new wiring. The controller offers a duplex receptacle with a 15-amp relay-switched outlet and a 15-amp constant-power outlet. Its auxiliary output allows for additional standard outlets to be controlled by its internal relay. Compatible with Echoflex occupancy sensors, the outlet can be switched based on room occupancy, helping to meet the most stringent ASHRAE and California energy codes. The Split Duplex Controller mounts in a standard electrical box and will accept a decorator-style face plate (not included).

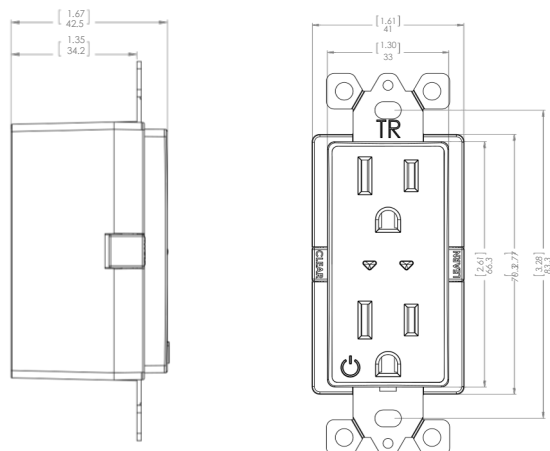
Product Features

- Use for controlling plug-in electrical loads
- Occupancy-based automation with auto-ON/OFF or manual ON + auto-OFF using wireless occupancy sensors
- Monitors linked battery-free key cards, proximity (reed) switches, wall switches, occupancy sensors, and photo sensors.
- Range Confirmation® allows optimal placement of linked sensors -(Echoflex sensors with Range Confirmation® feature only)
- Central command support for BEMS gateway control
- Supports commissioning via Smart Click®, Simple Tap™ or Garibaldi (remote management) software
- Assign up to 20 battery-free wireless wall switches or sensors to one controller
- Reliable radio reception range of 24 m (80 ft) - commercial office spaces (typical), up to 100m (330 ft) line of sight
- Low-cost alternative to running wires and conduit– ideal for retrofit projects
- Doubles as a telegram repeater
- Single-channel 15A relay and 15A constant-power outlets
- 120V power input
- ETL and cETL listed
- Complies with FCC Part 15.231 and IC RSS-210
- Tamper-resistant receptacles

Lifestyle



Dimensions



DENT-WS-*



Product Features

- Fits onto or over Single gang box or Surface mount option to desk or wall
- Mount switches anywhere
- Create 3-way and 4-way switches
- Control lights, motors, or other electrical loads
Reconfigure or relocate as needed
- Self powered (single and dual rocker) with 20+ yr life expectancy
- No wiring required
- No Batteries are required (single and dual rocker)

Lifestyle



Wireless Wall Switches

Product Description

The press of any button from these devices can be mapped to software-based events in the Denton Digital Building Intelligence Platform. Everything from scene invocation, level setting, and walking a scene list to group selection and adjustment are possible through the software provided in the Denton platform when linked to the press event. Advanced capabilities such as “press and hold” support smooth dimming and brightening using a standard wall switch

Ordering Options

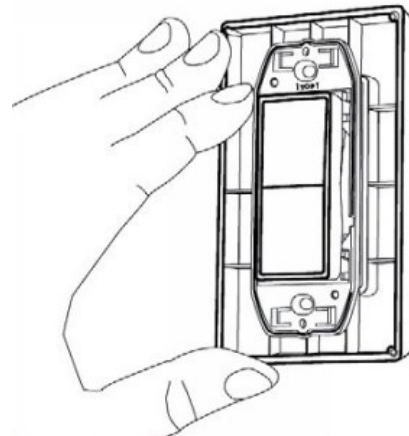
- DENT-WS-W-NB-C

Specs

- 4.5" h x 2.75" w x 0.62"
- d 80-100ft range to CORTAP gateway
- Weight 112g (4oz) FCC compliant

Dimensions

4.5" h x 2.75" w x 0.62"



DENT-WS-*



Product Features

- Sleek single gang devices fit decorator wall plates (not supplied); 1-, 2-, 3-, 4-, and 8- button models
- Blue LED indicator on each button can be used as a locator light or as a status indicator
- Five color options and custom engraving options; standard buttons may be replaced in the field
- Uses standard 18-x wire when used with LINC hardware

Lifestyle



Wired Wall Switches

Product Description

The press of any button from these devices can be mapped to software-based events in the Denton Digital Building Intelligence Platform. Everything from scene invocation, level setting, and walking a scene list to group selection and adjustment are possible through the software provided in the Denton platform when linked to the press event. Advanced capabilities such as “press and hold” support smooth dimming and brightening using a standard wall switch

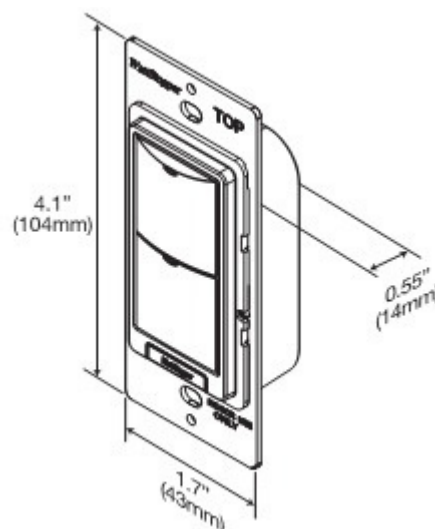
Ordering Options

- DENT-WS-NB-C

Specs

- Input voltage: 24 VDC maximum
- Max contact operating current: 50 mA Max operating current (per LED): 30 mA
- Operating conditions: for indoor use only; 32
- -130°F (0-55°C), 5-95% RH noncondensing
- UL and cUL listed

Dimensions



DENT-OCC-WS-LV-Z



Multi-sensor Wall Switches

Product Description

This low voltage (24V DC supply) single gang wall switch has two outputs that support the occupied/vacant (24V/0V) and Light Level select (0-10V) respectively. This device when connected to a DENT-LINC node controller can be programmed to control any group of lights in a network/ building and is installable without requiring high voltage wire and conduits. It can be programmed to be Auto ON/Auto OFF or Auto OFF / Manual ON and is available in PIR or Dual Technology sensors

Product Features

- Sleek single gang devices fit decorator wall plates (not supplied)
- Meets all Energy code requirements
- Partial On to 50% with user adjust to 100%
- Uses standard 18-4 wire when used with LINC hardware
- 180-degree coverage up to 36 ft (2035ft2)
- DSP noise filter cancelation
- Dimming can be done in 3-way and 4-way setup

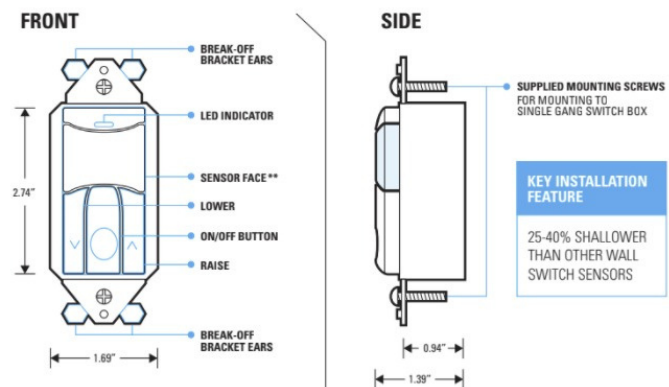
Specs

- Input voltage: 24 VDC maximum
- Max contact operating current: 10 mA Operating conditions: for indoor use only; 32
- -130°F (0-55°C), 5-95% RH noncondensing
- Dimming load: 50mA (sink only)
- Size: 2.7"x1.7"x1.4" Single Gang
- Weight: 4.5 oz

Lifestyle



Dimensions



Denton Digital Building Intelligence

DENT-SPKRAMP



Speaker Amp

Product Description

The ultimate solution to transform your existing passive loudspeakers into network loudspeakers. With its easy installation and powerful cloud management portal, you can monitor and control multiple devices worldwide for different brands. With 3 failover playback layers, increased buffer capability, and a Store & Play feature, you can ensure uninterrupted services. The device also offers remote firmware management, crossfading, and multiple scheduling features. The TPA400's solid metal build is compatible with 70/100V Speaker Transformers and can be mounted to any existing speaker. It also comes with a built-in 6W full digital class-D audio amplifier that delivers high-quality audio signals to a 4 or 8-ohm speaker. Powered by PoE, it's the perfect solution for your audio needs.

Product Features

- 6.5WRMS@4OhmSpeakerOutput
- PlenumRatedperULStandard2043
- IEEE802.3afPoE
- 10/100MbpsEthernetinterface
- (2x)status LEDs
- Web interface for local configuration
- Secure protocol transmission using TLS v1.2
- Ships with 32GB of local storage available

APPLICATION

- Background music distribution to retail outlets, hospitals, gyms, and restaurants.
- Radio distribution system with central management
- Corporate audio streaming solution
- Music on hold systems

Lifestyle





Denton Digital Building Intelligence

COR-TAP



PoE Control System

Central Operating Resource Technology Access Point Product Description


The DENT-CORTAP Linux Server is the host and the Central Operational Resource Technology Access Point for the Denton DBI PoE system. The CORTAP is capable of communicating with multiple protocols, effectively converging resource technologies to operate under one single pane of glass within the Denton DBI.

Protocols such as TCP/IP, DMX, MQTT, DALI, EnOcean, or Bluetooth LE are all seamlessly supported and natively available via REST_API. Along with hosting all networked devices, the CORTAP adds human-centric functionality such as 0-10v precision dimming, scene list customization, theatrical level controls, event scheduling, automation system monitoring, and remote access from anywhere in the world.

Product Features

- Offers full IoT capabilities on premise
- Connects to MQTT, DMX, DALI, BACnet, EnOcean, WIFI, Zigbee (802.15.4) Bluetooth devices and bridges communication between any of them.
- Ideal connection for Legacy LEDs; Connects to any wireless wall switch or occupancy sensor.
- HTML5/REST_API connection.
- Inhabits a PoE network and can share data with other devices on its network.
- Watchdog Timers and Email Alert Options
- Unlimited number of devices
- The DENT-COR-TAP software is compatible with all Denton PDG and PoE devices, providing a unified platform of support and interactivity
- Ability to support 100+ relays/dimmers; 0-10V and phase dim fixtures with unlimited sensors and switches through two-way communication.
- Contains an internal astronomical clock with multiple schedule support.

Lifestyle



Denton Digital Building Intelligence

COR-TAP Enterprise

PoE Control System

Product Description

The DENT-COR-TAP-Enterprise is an assembly of four (4) Linux-based, high-performance servers in a 1U rack-mounted form-factor with state-of-the-art Solid State Drives (SSD). Offering true hot swappable, redundancy servers built for scalable enterprise level installations.

The COR-TAP is capable of communicating with multiple protocols, effectively converging resource technologies to operate under one single pane of glass within the Denton DBI.

Protocols such as MQTT, TCP/IP, DMX, DALI, EnOcean, or Bluetooth LE are all seamlessly supported and natively available via REST_API. Along with hosting all networked devices, the CORTAP adds human-centric functionality such as 0-10v precision dimming, scene list customization, theatrical level controls, event scheduling, automation system monitoring, and remote access from anywhere in the world.

Product Features

- Offers full IoT capabilities on Premise
- Connects to DMX, DALI, BACnet, EnOcean, WIFI, Zigbee (802.15.4) Bluetooth devices and bridges communication between any of them.
- Ideal connection for Legacy LEDs; Connects to any wireless wall switch or occupancy sensor.
- HTML5/REST_API connection.
- Inhabits a PoE network and can share data with other devices on its network.
- Watchdog Timers, and Email Alert Options
- Data Redundancy and Security
- The DENT-COR-TAP software is compatible with all Denton PDG and PoE devices, providing a unified platform of support and interactivity
- Ability to support 100+ relays/dimmers; 0-10V and phase dim fixtures with unlimited sensors and switches through two-way communication.
- Contains an internal astronomical clock with multiple schedule support.

Lifestyle



PoE Smart Driver

DENT-LINC



Product Features

- Ability to support four individual fixtures, two Dynamic CCT (Correlated Color Temperature) fixtures, or one RGBW fixture. Totalling up to 90W.
- An ideal solution for retrofitting "legacy" LED lighting, wall switches, and occupancy sensors.
- Designed with universal inputs that connect to any industry-standard low voltage occupancy (wet contact), 0-10V input, dry contact, or daylight sensor on the network.
- Full IoT capabilities
- Each output is individually addressable and can be coupled together for > 1A output.
- Works with any DENT-CORTAP hosted gateway.
- Onboard power metering.
- Two fixture drive type options: Constant Current, Constant Voltage (Swappable via wire harness)

Lifestyle



PoE Edge Controller

Product Description

Denton Digital Building PoE Lighting and Automation Control Node

The DENT-LINC utilizes IEEE 802.3bt PoE standard to enable, and provide up to 90W of total power to end devices via four independent outputs. The DENT-LINC is also capable of supporting four inputs, whether they are dry contact or wet contact. Thus, a combination of output devices such as lighting, mag locks, speakers or ventilation fans totaling less than or equal to 90W and four independent inputs such as light switches (maintained or momentary), occupancy sensors, can be fully supported and individually addressed. Furthermore, because the LINC communicates using the TCP/IP stack, each end device connected will be network controlled, observable, and capable of automation. This lighting control node transforms most LED fixtures from a Class I device to a Class II device, enabling a much lower "drag along" installation cost.

Accessories

- 4 Button light wall switch
- LED light Panels
- PoE Injector or Switch
- Wire harness for Constant Current or Constant Voltage

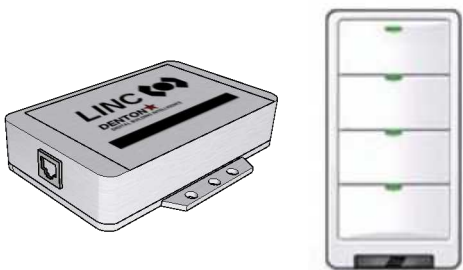

Estimating how many nodes you need?

Based on lighting and power budget. For Larger installs contact our support team.

For small retrofits and DIY projects the basic formula is:

4 outputs + 4 inputs must be less than 90W power budget per device.

DENT-LK-C2-A



Lifestyle



PoE Lighting Install Kit

2 x 2'X2' CEILING TROFFERS

Product Description

One Kit - Everything You Need for Power Over Ethernet Lighting for a Room.

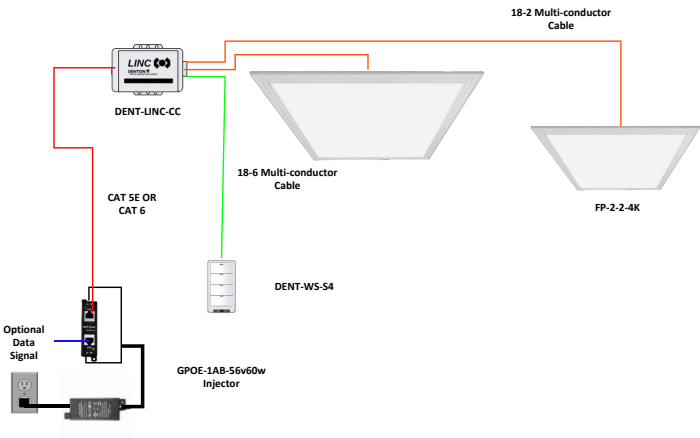
PoE Texas has made PoE Lighting simple and affordable with the Denton Lighting Kit. Each kit includes the critical components you need for a single room depending on your configuration. The system arrives pre-programmed so you simply connect the power and start saving with PoE Lighting.

Product Features

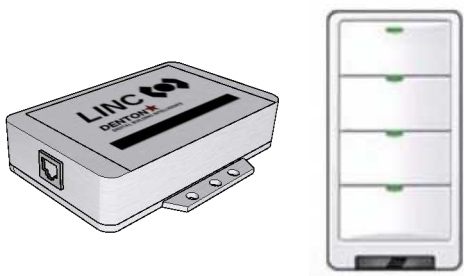

- DENT-LINC Room Controller - Configured for Independent Control
- 4 Button Light Switch - Controls Dimming, color temperature, and on/off
- LED 4000k Light Panels
- PoE+ Injector
- 60-watt 48 Volt AC to DC Power Supply

PACKING LIST

QTY	SKU OR ID	DETAILS
1	DENT-LINC-CC	LED CONTROL DRIVER
1	GPOE-1AB-56V60W	PoE 60 WATT INJECTOR WITH Y CABLE
1	DENT-WS-S4	4 BUTTON CONTROL SWITCH
2	LTG-FP-2-2-4K	2X2 CEILING TROFFER (4000K)



DENT-LK-C2-B



Lifestyle



PoE Lighting Install Kit

1 x 2'X2' CEILING TROFFERS
2 x 4" GIMBAL LIGHTS

Product Description

One Kit - Everything You Need for Power Over Ethernet Lighting for a Room.

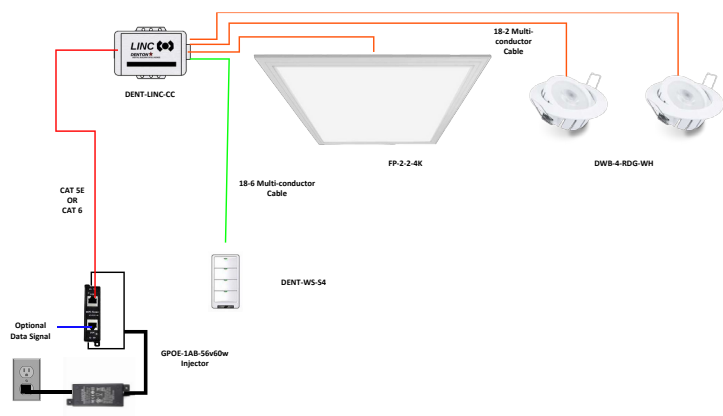
PoE Texas has made PoE Lighting simple and affordable with the Denton Lighting Kit. Each kit includes the critical components you need for a single room depending on your configuration. The system arrives pre-programmed so you simply connect the power and start saving with PoE Lighting.

Product Features

- DENT-LINC Room Controller - Configured for Independent Control
- 4 Button Light Switch - Controls Dimming, color temperature, and on/off
- LED 4000k Light Panels
- PoE+ Injector
- 60-watt 48 Volt AC to DC Power Supply
- 4" Gimbal LED 4000k Lights

PACKING LIST

QTY	SKU OR ID	DETAILS
1	DENT-LINC-CC	LED CONTROL DRIVER
1	GPOE-1AB-56V60W	PoE 60 WATT INJECTOR WITH Y CABLE
1	DENT-WS-S4	4 BUTTON CONTROL SWITCH
1	LTG-FP-2-2-4K	2X2 CEILING TROFFER (4000K)
2	DWN-4-RDG-WH	4" GIMBAL DOWNLIGHT



Denton Digital Building Intelligence

DENT-LK-C4-A

PoE Lighting Install Kit

2 x 2'X2' CEILING TROFFERS

2 x 4" GIMBAL LIGHTS

Product Description

One Kit - **Everything You Need for Power Over Ethernet Lighting for a Room.**

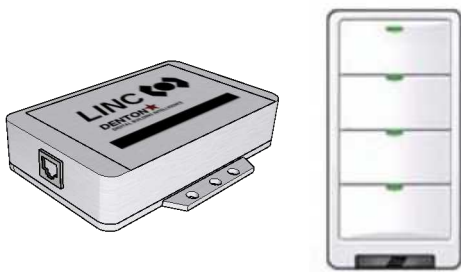
PoE Texas has made PoE Lighting simple and affordable with the Denton Lighting Kit. Each kit includes the critical components you need for a single room depending on your configuration. The system arrives pre-programmed so you simply connect the power and start saving with PoE Lighting.

Product Features

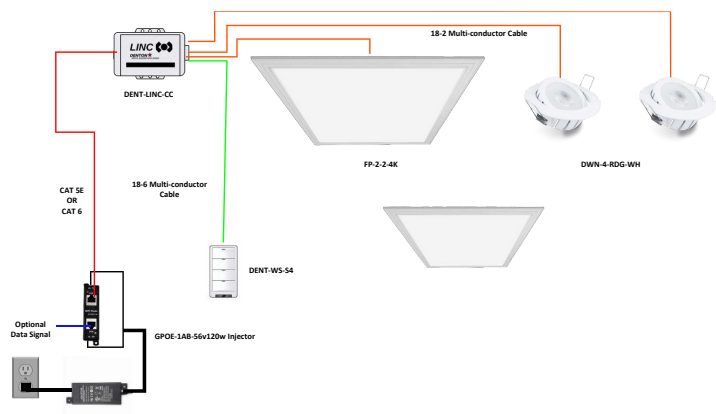
- DENT-LINC Room Controller - Configured for Independent Control
- 4 Button Light Switch - Controls Dimming, color temperature, and on/off
- 2x2 LED 4000k Light Panels
- 4" Gimbal LED 4000k Lights
- 4 Pair PoE Injector
- 120-watt 48 Volt AC to DC Power Supply

PACKING LIST

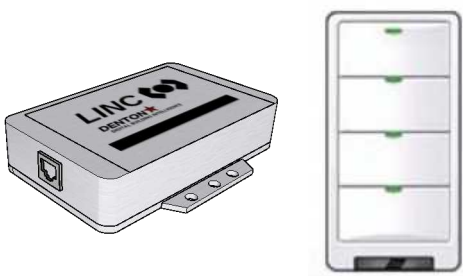

QTY	SKU OR ID	DETAILS
1	DENT-LINC-CC	LED CONTROL DRIVER
1	GPOE-1AB-56V120W	POE 120 WATT INJECTOR WITH Y CABLE
1	DENT-WS-S4	4 BUTTON CONTROL SWITCH
2	LTG-FP-2-2-4K	2X2 CEILING TROFFER (4000K)
2	DWN-4-RDG-WH	4" GIMBAL DOWNLIGHT



Lifestyle



DENT-LK-C4-B



Lifestyle



PoE Lighting Install Kit

2 x 2'X2' CEILING TROFFERS
2 x 4" GIMBAL LIGHTS

Product Description

One Kit - **Everything You Need for Power Over Ethernet Lighting for a Room.**

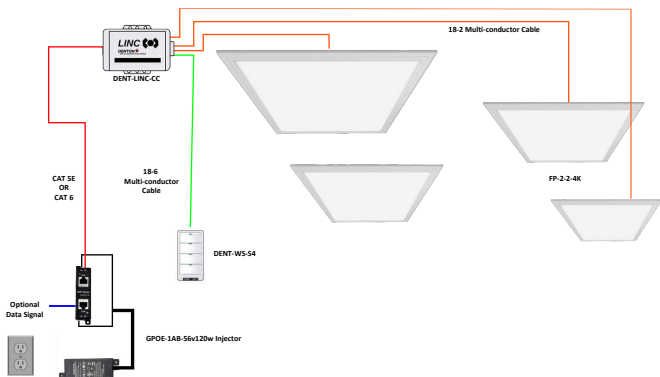
PoE Texas has made PoE Lighting simple and affordable with the Denton Lighting Kit. Each kit includes the critical components you need for a single room depending on your configuration. The system arrives pre-programmed so you simply connect the power and start saving with PoE Lighting.

Product Features

- DENT-LINC Room Controller - Configured for Independent Control
- 4 Button Light Switch - Controls Dimming, color temperature, and on/off
- 2' x 2' LED 4000k Light Panels
- 4 Pair PoE Injector
- 120-watt 48 Volt AC to DC Power Supply

PACKING LIST

QTY	SKU OR ID	DETAILS
1	DENT-LINC-CC	LED CONTROL DRIVER
1	GPOE-1AB-56V120W	POE 120 WATT INJECTOR WITH Y CABLE
1	DENT-WS-S4	4 BUTTON CONTROL SWITCH
4	LTG-FP-2-2-4K	2X2 CEILING TROFFER (4000K)



Denton Digital Building Intelligence

DENT-LK-C6-CV-A DENT-LK-C6-CV-B



PoE Lighting Install Kit

DENT-LK-C6-CV-A

2 x 6" 12W Downlights
4 x A19 Edison Bulbs

DENT-LK-C6-CV-B

4 x 6" 12W Downlights
2 x A19 Edison Bulbs

Product Description

One Kit - Everything You Need for Power Over Ethernet Lighting for a Room.

The DENT-LK-C6-CV is a lighting retrofit kit designed for any room that has 6 fluorescent fixtures that does not need a licensed electrician to install. The past 5 years of significant advances in LED technology now enables to you to get more light with less than one-fifth the power required for an equivalent set of fluorescent fixtures. Traditional replacement with high voltage LED fixtures/bulbs does not offer dimming capability, this does. The DENT-LK-C6-CV allows anyone to install it safely and at no risk of hazards. With the pre-programmed behaviors, you install the fixtures, plug them in, and start operating the fixtures out of the box.


Product Features

- Simple, easy-to-install
- It is inherently as safe as plugging in an ethernet cord
- Different behaviors programmable at the time of order
- 6" Downlight / A19 Edison bulb options
- Installer kit available with all parts necessary to install in 20 minutes
- Pays for itself in under 5 years
- No need to dispose of existing lighting - acts as low-power alternative Simple on-button toggle feature

PACKING LIST

QTY	SKU OR ID	DETAILS
1	DENT-LINC-CC	LED CONTROL DRIVER
1	GPOE-1AB-56V120W	POE 120 WATT INJECTOR WITH Y CABLE
1	DENT-WS-S4	4 BUTTON CONTROL SWITCH
4,2	A19 Edison Bulbs	2700K LED LIGHT BULBS
2,4	DWN-6-RD-WH-CV-48	6" 12 W 4000K DOWNLIGHTS

Lifestyle



Denton Digital Building Intelligence

DENT-DEMOKIT-1

PoE Lighting Training Kit

Product Description

One Kit - Everything You Need for Power Over Ethernet Lighting Training.

The DENT-Training Kit is an ideal sales tool or portable evaluation platform for the myriad of things PoE can support. It includes an A19 low voltage bulb, a dynamic CCT 4" downlight, an RGBW puck light, a multi-sensor (temp, humidity, light level, acceleration, and magnetic contact) and plugs load control. It is managed by a Linux server gateway (cortap) and two LED drivers (LINC) that are connected to an 8-port PoE switch. A DHCP router is also included for local address assignment but can be connected to the internet for remote access. Overhead Compliant.

Product Features

- 2x DENT-LINC Automation and Lighting Drivers
- 1x COR-TAP Gateway Server with Lifetime License
- 1x 8 PoE IEEE 802.3bt PoE switch with power supply
- 1x 5 in 1 Self Powered Multi-sensor (Light level, Temperature, Humidity, Acceleration, and Contact Closure)
- 1x RGBW Puck Light
- 1x 4" Dynamic White Downlight
- 1x A19 Replacement PoE Compatible Bulb
- 1x PIR Occupancy Sensor
- 1x Enoclean Managed Outlet
- 1x 10" PoE Enabled Tablet with ControlPortal App
- 1x Wireless, Battery-Free 2 Button Light Switch
- 1x Rugged Padded Case
- 1x Router

Lifestyle



Denton Digital Building Intelligence

DENT-DEMOKIT-2

PoE Lighting Training Kit

Product Description

One Kit - Everything You Need for Power Over Ethernet Lighting Training.

The DENT-Training Kit is an ideal sales tool or portable evaluation platform for the myriad of things PoE can support. It includes an A19 low voltage bulb, a dynamic CCT 4" downlight, an RGBW puck light, a multi-sensor (temp, humidity, light level, acceleration, and magnetic contact) and plugs load control. It is managed by a Linux server gateway (cortap) and two LED drivers (LINC)s that are connected to an 8-port PoE switch. A DHCP router is also included for local address assignment but can be connected to the internet for remote access. Overhead Compliant.

Product Features

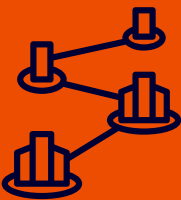
- 2 LED Drivers (LINC)s
- Key code and FOB Access control panel
- Mag Door lock
- RGBW Puck light
- Linux Server Gateway (CORTAP) 8 port PoE switch
- PoE Speaker 30W Amplifier
- 4ohm or 8ohm speaker
- Door Strike
- 10" POE TABLET

Lifestyle





How to Select your Network Architecture?



There are thousands of networking features available, but what is really important for a PoE based lighting and automation system:

- Per port power budget
- Total switch power budget
- Power management for building loads
- Heat management

Denton DBI delivers top quality switches that meet the demanding needs of building infrastructure.

What you need to decide is:

How many ports you need?

Whether to centralize your network and power distribution or distribute it?

Once you've assessed these factors, you can narrow down your options and select the PoE switch that best fits your network requirements.


Centralized vs Distributed Networks



Centralized Networking

Is an ideal setup if you have larger foot print with a centralized location available for all of the networking hardware.

Best for: More open spaces with a centralized room available



Distributed Networking

When your space has limited areas for IT rooms and requires many smaller runs.

Best For: Hospitality, open floor-plans, multi-tenant/ family spaces.

Our PoE switch series like the GBTS-28-24-M or GBTS-10-8-M series are perfect for these applications.

Once you've assessed these factors, you can narrow down your options and select the PoE switch that best fits your network requirements.

PoE Switch

GBTS-28-24-M



Managed PoE+ Switch

Product Description

Fanless 24 Port Layer 2 Managed IEEE 802.3bt Switch for PoE Lighting and Automation. **POWER SUPPLY ACCESSORY REQUIRED.**

The GBTS-28-24-M, as a fan-less full gigabit Managed BT PoE switch, provides reliable, cost-effective, high-power PoE. It features twenty-four 10/100/1000Base-T Ethernet PoE ports, four 10/100/1000 Base-T Ethernet Uplink ports, and four 1000Base-X SFP Slots. The switch also includes HTML-based L2 managed functions, including IGMP Snooping QVLAN, QoS, DHCP and Fast-ring, and PoE control. This switch brings cost-effective, networked technology to lighting, security monitoring, enterprise parks, and other applications.

Product Features

- 24 x 10/100/1000Mbps Ethernet PoE ports
- 4 x 10/100/1000Mbps Uplink ports
- 2 x 1000Mbps SFP Slots
- Ports 1-24 output IEEE802.3at/af/bt
- Features DC power input for a centralized DC Power plant—see the PoE Texas rectifier
- The total PoE power budget is 2.16kW, and the max PoE power for the single port is 90W
- Includes PoE watchdog and support
- Supports Layer 2 managed functions, including DHCP, Fast-Ring, IPv6, etc. Fan-less, wave metal shell, and low power consumption design
- Rack-Mountable

Lifestyle



PoE Switch

GBTS-28-24-M-53V3000W

Managed PoE+ Switch

Product Description


Fanless 24 Port Layer 2 Managed IEEE 802.3bt Switch for PoE Lighting and Automation. **POWER SUPPLY INCLUDED.**

The GBTS-28-24-M is a fan-less full gigabit Managed BT PoE switch, that provides reliable, cost-effective, high-power PoE. It features twenty-four 10/100/1000Base-T Ethernet PoE ports, four 10/100/1000 Base-T Ethernet Uplink ports, and four 1000Base-X SFP Slots. The switch also includes HTML-based L2 managed functions, including IGMP Snooping QVLAN, QoS, DHCP and Fast-ring, and PoE control. This switch brings cost-effective, networked technology to lighting, security monitoring, enterprise parks, and other applications.

Product Features

- 24 x 10/100/1000Mbps Ethernet PoE ports
- 4 x 10/100/1000Mbps Uplink ports
- 2 x 1000Mbps SFP Slots
- Ports 1-24 output IEEE802.3at/af/bt
- Features DC power input for a centralized DC Power plant—see the PoE Texas rectifier
- The total PoE power budget is 2.16kW, the max PoE power for the single port is 90W
- Includes PoE watchdog and support
- Supports Layer 2 managed functions, including DHCP, Fast-Ring, IPv6, etc. Fan-less, wave metal shell, and low power consumption design
- Rack-Mountable

Lifestyle



PoE Switch

GBTS-10-8-M



Product Features

- 8 x 10/100/1000Mbps Ethernet PoE Port + 2 x 1000Mbps SFP Slots
- Ports 1-8 output IEEE802.3at/af/bt
- Total PoE power budget is 720W, max PoE power for single port is 90W
- Supports Perpetual PoE and PoE watchdog.

Managed PoE++ Switch

Product Description

Industrial Fan-less 8-Port Layer 2 Managed 802.3bt Switch for PoE Lighting & Automation. **POWER SUPPLY ACCESSORY REQUIRED**

Drive building infrastructure with a distributed 90-watt system that has data and power redundancy capacity. A cost-effective solution that converges ring net-worked technology to lighting, security monitoring, enterprise park, and other applications. The GBTS-10-8-M rev 2 is a full gigabit layer 2 managed Industrial BT PoE switch.

It provides reliable, cost-effective, high-power PoE on eight 10/100/1000 Base-T Ethernet PoE ports and comes equipped with two 1000 Base-X SFP Slots. The switch includes HTML-based L2 managed functions, including IGMP Snooping QVLAN, QoS, DHCP, and Fast-ring, as well as PoE control.

- Supports Layer 2 managed functions, including DHCP, Fast-Ring, IPv6, etc.
- Fanless, wave metal shell, and low power consumption design
- DIN rail and wall-mountable

Lifestyle



PoE Switch

GBTS-10-8-M-48V240W



Managed PoE++ Switch

Product Description

Industrial Fan-less 8-Port Layer 2 Managed 802.3bt Switch for PoE Lighting & Automation. **POWER SUPPLY INCLUDED.**

Drive building infrastructure with a distributed 90-watt system that has data and power redundancy capacity. A cost-effective solution that converges ring net-worked technology to lighting, security monitoring, enterprise park, and other applications. The GBTS-10-8-M rev 2 is a full gigabit layer 2 managed Industrial BT PoE switch.

It provides reliable, cost-effective, high-power PoE on eight 10/100/1000 Base-T Ethernet PoE ports and comes equipped with two 1000 Base-X SFP Slots. The switch includes HTML-based L2 managed functions, including IGMP Snooping QVLAN, QoS, DHCP, and Fast-ring, as well as PoE control.

Product Features

- 8 x 10/100/1000Mbps Ethernet PoE Port + 2 x 1000Mbps SFP Slots
- Ports 1-8 output IEEE802.3at/af/bt
- Total PoE power budget is 240W, max PoE power for single port is 90W
- Supports Perpetual PoE and PoE watchdog.
- Supports Layer 2 managed functions, including DHCP, Fast-Ring, IPv6, etc.
- Fanless, wave metal shell, and low power consumption design
- DIN rail and wall-mountable

Lifestyle



PoE Switch

GBTS-10-8-M-48V480W



Product Features

- 8 x 10/100/1000Mbps Ethernet PoE Port + 2 x 1000Mbps SFP Slots
- Ports 1-8 output IEEE802.3at/af/bt
- Total PoE power budget is 480W, max PoE power for single port is 90W
- Supports Perpetual PoE and PoE watchdog.

Managed PoE++ Switch

Product Description

Industrial Fan-less 8-Port Layer 2 Managed 802.3bt Switch for PoE Lighting & Automation. **POWER SUPPLY INCLUDED.**

Drive building infrastructure with a distributed 90-watt system that has data and power redundancy capacity. A cost-effective solution that converges ring net-worked technology to lighting, security monitoring, enterprise park, and other applications. The GBTS-10-8-M rev 2 is a full gigabit layer 2 managed Industrial BT PoE switch.

It provides reliable, cost-effective, high-power PoE on eight 10/100/1000 Base-T Ethernet PoE ports and comes equipped with two 1000 Base-X SFP Slots. The switch includes HTML-based L2 managed functions, including IGMP Snooping QVLAN, QoS, DHCP, and Fast-ring, as well as PoE control.

- Supports Layer 2 managed functions, including DHCP, Fast-Ring, IPv6, etc.
- Fanless, wave metal shell, and low power consumption design
- DIN rail and wall-mountable

Lifestyle



PoE Switch

GATS-M-TS8200-8P-2FM



Managed PoE+ Switch

Product Description

8 Port Layer 2 Managed PoE+ (IEEE 802.3at) Switch for Intelligent Buildings. **INTEGRATED POWER SUPPLY INCLUDED.**

The GATS-M-TS8200-8P-2FM is a full gigabit Managed PoE+ switch delivering reliable, cost-effective, PoE with web and local management. It features eight 10/100/1000Base-T Ethernet PoE ports and two 1000Base-X SFP Slots. The switch also includes HTML-based L2 managed functions, including IGMP Snooping QVLAN, QoS, DHCP and Fast-ring and PoE control. This switch brings cost-effective, ring-networked technology to lighting, security monitoring, enterprise parks, and other applications.

Product Features

- 8 x 10/100/1000Mbps Ethernet PoE ports
- 2 x 1000Mbps SFP Slots
- Ports 1-8 output IEEE802.3at/af
- Features on-board Power Supply
- Total PoE power budget is 150W, max PoE power for single port is 30W
- Includes PoE watchdog and support
- Supports Layer 2 managed functions including DHCP, Fast-Ring, IPv6, etc.
- Sheet metal case with internal fan and efficient power design
- Shelf Mountable

Lifestyle



PoE Switch

GATS-M-TS8200-16P-2FM



Managed PoE+ Switch

Product Description



16 Port Layer 2 Managed PoE+ (IEEE 802.3at) Switch for Intelligent Buildings. **INTEGRATED POWER SUPPLY INCLUDED.**

The GATS-M-TS8200-16P-2FM is a full gigabit Managed PoE+ switch delivering reliable, cost-effective, PoE with web and local management. It features sixteen 10/100/1000Base-T Ethernet PoE ports and two 1000Base-X SFP Slots. The switch also includes HTML-based L2 managed functions, including IGMP Snooping QVLAN, QoS, DHCP and Fast-ring and PoE control. This switch brings cost-effective, ring-networked technology to lighting, security monitoring, enterprise parks, and other applications.

Product Features

- 16 x 10/100/1000Mbps Ethernet PoE ports
- 2 x 1000Mbps SFP Slots
- Ports 1-16 output IEEE802.3at/af
- Features on-board Power Supply
- The total PoE power budget is 350W, the max PoE power for the single port is 30W
- Includes PoE watchdog and support
- Supports Layer 2 managed functions including DHCP, Fast-Ring, IPv6, etc.
- Sheet metal case with internal fan and efficient power design
- Shelf Mountable

Lifestyle



PoE Switch

GATS-M-TS8200-24P-2FM

Managed PoE+ Switch

Product Description

24 Port Layer 2 Managed PoE+ (IEEE 802.3at) Switch for Intelligent Buildings. **INTEGRATED POWER SUPPLY INCLUDED.**


The GATS-TS8200-24P-4GCM is a full gigabit Managed PoE+ switch delivering reliable, cost-effective, PoE with web and local management. It features twenty-four 10/100/1000Base-T Ethernet PoE ports, four 10/100/1000 Base-T Ethernet Uplink ports, and four 1000Base-X SFP Slots. The switch also includes HTML-based L2 managed functions, including IGMP Snooping QVLAN, QoS, DHCP and Fast-ring and PoE control. This switch brings cost-effective, ring-networked technology to lighting, security monitoring, enterprise parks, and other applications.

Product Features

- 24 x 10/100/1000Mbps Ethernet PoE ports
- 4 x 10/100/1000Mbps Uplink ports
- 4 x 1000Mbps SFP Slots
- Ports 1-24 output IEEE802.3at/af
- Features on-board Power Supply
- Total PoE power budget is 400W, max PoE power for single port is 30W
- Includes PoE watchdog and support
- Supports Layer 2 managed functions including DHCP, Fast-Ring, IPv6, etc.
- Sheet metal case with internal fan and efficient power design
- Rack Mountable

Lifestyle





Power Supplies

PS-53V3000W



Power Supply

Product Description

53 Volt 3000 Watt DC Power Supply.

Use this Rectifier for a full lighting or automation application. This power supply can draw more than 2,000 watts of power. The PS-53v3000w comes per-configured to work with our managed 802.3bt mid-span injector for 80 watts per port at 53 volts PoE. (See the [GBT-24-M](#), 24 port mid-span PoE injector)

Quality Assured - All PoE Texas power supplies are UL, CE, FCC, and RoHS certified, so they're safe to use in homes and businesses. Additionally, all of our power supplies meet the latest Department of Energy efficiency guidelines for Class 6 power supplies, so energy is conserved as power is converted to the lower voltages required by modern electronics.

Product Features

- Rectifier Control, including an Energy Optimization Mode
- System Components Monitoring and System Alarms Generation
- Battery Management
- Supervisory Module Monitoring
- Maximum Current Limit Function
- Communications Function
- 120 VAC compatible
- Monitor system data and configure system remotely by network
- Web management with built-in authentication
- Supports SNMP V1, V2C
- 10/100 based Ethernet interface
- Flexible network deployment

Configure the PS-53v3000w through the screen and controls on the device, through a webpage management tool, or through an SNMP interface.

Onscreen and web interface capabilities:

- Monitor the status of the device
- Adjust the output voltage
- Change the device passwords
- Change the device ID
- Change the device Date and Time
- Change the IP address

Lifestyle



Power Supplies

PS-53V6000W



Power Supply

Product Description

53 Volt 6000 Watt DC Power Supply with a 240 VAC power source .

Use this Rectifier for a full lighting or automation application. This power supply can draw more than 2,000 watts of power. The PS-53v3000w comes per-configured to work with our managed 802.3bt mid-span injector for 80 watts per port at 53 volts PoE. (See the [GBT-24-M](#), 24 port mid-span PoE injector)

Quality Assured - All PoE Texas power supplies are UL, CE, FCC, and RoHS certified, so they're safe to use in homes and businesses. Additionally, all of our power supplies meet the latest Department of Energy efficiency guidelines for Class 6 power supplies, so energy is conserved as power is converted to the lower voltages required by modern electronics.

Product Features

- Rectifier Control, including an Energy Optimization Mode
- System Components Monitoring and System Alarms Generation
- Battery Management
- Supervisory Module Monitoring
- Maximum Current Limit Function
- Communications Function
- 240 VAC Compatible
- Monitor system data and configure system remotely by network
- Web management with built-in authentication
- Supports SNMP V1, V2C
- 10/100 based Ethernet interface
- Flexible network deployment

Configure the PS-53v6000w through the screen and controls on the device, through a webpage management tool, or through an SNMP interface.

Onscreen and web interface capabilities:

- Monitor the status of the device
- Adjust the output voltage
- Change the device passwords
- Change the device ID
- Change the device Date and Time
- Change the IP address

Lifestyle



Power Supplies

PS-48V240W



Power Supply

Product Description

48 Volt 240 Watt DC Power Supply.

NDR-240 is one economical slim 240 watt Din rail mounted power supply series. Adapt to be installed on TS-35/7.5 or TS-35/15 mounting rails. The body is designed 85.5mm in width, which allows space saving inside of cabinets. The NDR series adopts the full range from 90 VAC to 240 VAC and conforms to BS EM/ EN61000-3-2. NDR-480 is designed with metal housing that enhances the unit's power dissipation. With working efficiency up to 92.5%, with an operable temperature between -20°C and 70°C under air convection. It is equipped with constant current mode for over-load protection.

Product Features

- Universal AC input/ Full Range
- Built-in active PFC function
- Protections: Short Circuit/ Overload / Over Voltage/ Over Temperature
- Cooling by free air convection
- Can be installed on DIN rail TS-25/7.5 or 15
- UL 508 approved
- BS EN/EN61000-6-2(BS EN/EN50082-2) industrial immunity level
- 3 years warranty

Lifestyle



Power Supplies

PS-48V480W



Power Supply

Product Description

48 Volt 480 Watt DC Power Supply.

NDR-480 is one economical slim 480 watt Din rail mounted power supply series. Adapt to be installed on TS-35/7.5 or TS-35/15 mounting rails. The body is designed 85.5mm in width, which allows space saving inside of cabinets. The NDR series adopts the full range from 90 VAC to 240 VAC and conforms to BS EM/ EN61000-3-2. NDR-480 is designed with metal housing that enhances the unit's power dissipation. With working efficiency up to 92.5%, with an operable temperature between -20°C and 70°C under air convection. It is equipped with constant current mode for over-load protection.

Product Features

- Universal AC input/ Full Range
- Built-in active PFC function
- Protections: Short Circuit/ Overload / Over Voltage/ Over Temperature
- Cooling by free air convection
- Can be installed on DIN rail TS-25/7.5 or 15
- UL 508 approved
- BS EN/EN61000-6-2(BS EN/EN50082-2) industrial immunity level
- 3 years warranty

Lifestyle



DENTON DBI

What is the Denton DBI System?

Denton Digital Building Intelligence seamlessly combines advanced lighting and automation controls of modern work spaces with digital age technology on a Power Over Ethernet network. It provides an inherently safe, reliable, and cost-effective platform to add digital age amenities to spaces with a measurable ROI.

36

Month RoI

30%

CAPEX Savings

>20%

OPEX Savings



Digital Age Amenities

Built on IoT infrastructure, Denton DBI offers the industry-leading automation technology of today as well as tomorrow.

Stunning lighting effects, insightful data analytics, and building controls for sustainability and wellness for an affordable price.



Completely Connected Solution

Denton DBI integrates all automation seamlessly onto one control platform all managed on Power Over Ethernet:

- Traditional AC wiring control
- Wireless sensors and IoT devices
- New ethernet and PoE-based amenities
- Non-PoE low-voltage devices



Concept to Completion

Backed with a world-class design, sales, and service team combined with an end-to-end hardware solution.

PoE Texas supports projects from the earliest concept phase through completion and into profitable operations.

One Warranty, one support call.

With Denton Digital Building Intelligence you can finally capture and see your facilities' data in one place whether you have one office space, a campus of buildings, or a global network of locations. Most importantly our customizable analytics helps you make the best operating decisions.

What is the Denton DBI Building Management System?

Denton DBI is a cohesive combination of tested hardware and software built on a Power Over Ethernet platform to deliver affordable building automation with the following features. Our building management system is designed for use on an authorized COR-TAP product line server. In order to access Denton DBI it is done through a laptop, PC, or tablet device running a Chrome, Edge, or Safari browser.

Integrated Building and Lighting Automation

Each deployment of Denton DBI includes the full capabilities of an integrated building automation system allowing for customization of rooms, groups, scenes, and schedules. It also includes the ability to interface with existing and new building systems like HVAC and access control.

Natively Network or IP Based System

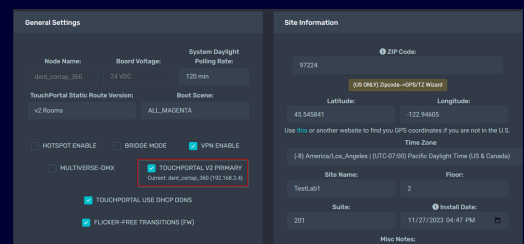
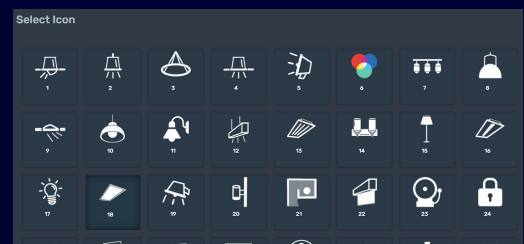
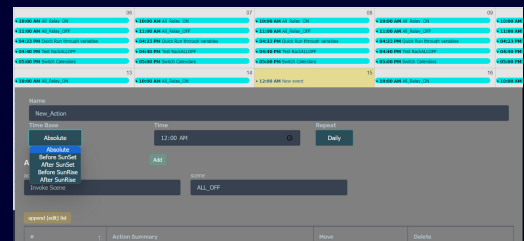
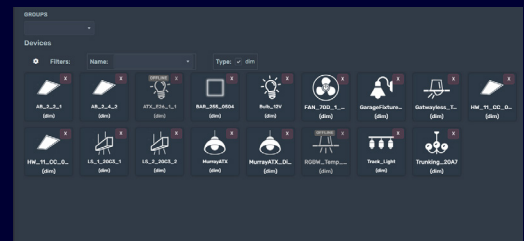
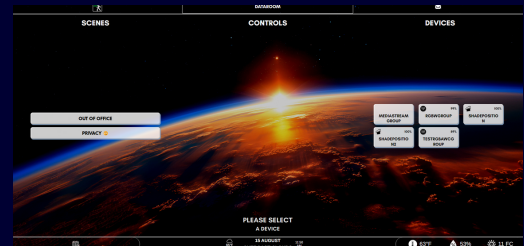
The DBI BMS focuses on integration of all communication technology; it is based on open standards with an established history of stability for security and VOIP communication. It supports an open REST API as well as seamlessly interfaces with other industry standards such as EnOcean, DALI, DMX, Bluetooth, Wi-Fi and more.

Remote Start Up Support

Built on networking technology, each installation of Denton DBI enjoys the benefit of remote startup and support. It allows for faster response time to issues and greater flexibility to manage changes and “as-builts”. Once the system is handed over it stays in the working state unless updates are requested.

No Recurring Licensing Fees

Denton DBI On-premise comes with a life-time software license included in the purchase price. No recurring fees.



DENTON DIGITAL BUILDING INTELLIGENCE

Denton DBI is the comprehensive system solution

Software Including



Building Management Interface



Single Pane of Glass ControlPortal



Space/Room Booking MeetingPortal

Hardware Including




Servers



Edge Devices



Networking



Switches



Routers/Firewalls

Services

DENTON DBI is more than **software** and **hardware** working together.



LOW VOLTAGE
SMART LIGHTING



NETWORKING FOR
TABLETS AND PC'S




POE SWITCHES
AND INJECTORS

What **Services** does Denton Provide?

- Project Design Services
- Pre-fabrication and assembly
- Start Up and commissioning (Remotely or onsite)
- Management Plans and Ongoing Support
- AIG backed product insurance
- Project Financing or Leasing Terms


Denton Building Intelligence offers a comprehensive suite of services aimed at **optimizing your building's efficiency and functionality**. From initial design consultations to seamless pre-fabrication and assembly, our team ensures a tailored approach to meet your specific needs. Whether it's remotely or onsite, our start-up and commissioning services ensure a smooth transition, **maximizing the performance of your building intelligence system** from day one.

With meticulous attention to detail, we craft management plans that guarantee ongoing support, giving you the confidence to navigate any challenges that arise. Moreover, our commitment extends beyond just the set-up phase, as we provide product insurance warranties for added peace of mind.





Denton DBI on the COR-TAP



Built on Server Technology

An on-prem server adds value by offering centralized management, remote access, enhanced features, integration capabilities, security enhancements, and analytical insights for PoE technology within a network infrastructure without being on the cloud.

The DENT-COR-TAP is the Denton DBI Linux based high performance server that translates and manages a multitude of devices and technologies for Digital Intelligent Buildings. It bridges many different protocols including EnOcean, DMX, DALI, BACnet, PoE, 0-10V, phase dimming, & Bluetooth in a manner transparent to the user enabling owners and managers to upgrade their buildings in the future while retaining support for legacy infrastructure.

When networked together multiple COR-TAP's can share inputs, scenes, groups and optionally connect to the cloud for remote access and data presentation.

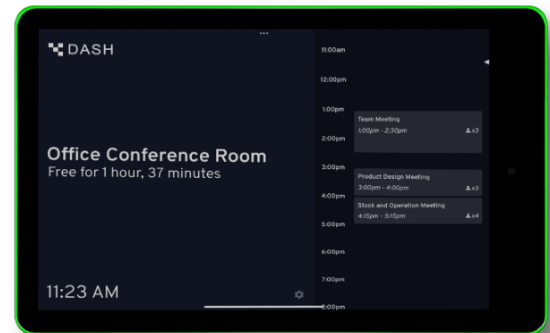
Features

- Full IoT capabilities.
- Connectivity with various protocols like DMX, DALI, BACnet, EnOcean, WiFi, Zigbee, and Bluetooth.
- Ideal for legacy LEDs and wireless switches/sensors.
- HTML5/REST_API connection for easy integration.
- Operates within a PoE network, facilitating data sharing.
- Compatible with Denton PDG and PoE devices, ensuring unified support.
- Supports 100+ relays/dimmers, 0-10V and phase dim fixtures, and unlimited sensors/switches.
- Includes an internal astronomical clock with multiple schedule support.

ControlPortal App

Control your business at the **touch** of your fingertip

User Interface



Building Management System



Features

- **Adaptive screen-size**
- **Automatic LAN discovery**
- **Controlling multiple rooms**
- **Customizable per-room backgrounds**
- **Control levels of device groups**
- **Programmable custom actions**
- **Sort Devices and Scenes**
- **Alarms**
- **Sensors**
- **HUD: Time, weather, and date.**
- **Service menu**
- **Schedule Viewer**
- **Centralized Commands**
- **Fault-tolerance mechanisms**



Available in **Apple Store** and **Google Play**

MeetingPortal App

Schedule your offices or meeting room at the **touch** of your fingertip.



Free Features

Schedule Display

Subscription Features

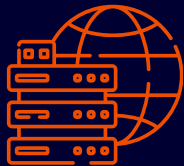
- Room Booking
- Schedule Display
- Find free rooms
- Custom Branding
- Meeting Check-in
- MDM Deployment
- Invoice Billing



Available in **Apple Store** and **Google Play**

Routers and Firewalls

We source and configure networking devices to fit your needs.



What is a **DHCP** server?

A PoE system needs a DHCP server and routing if you want to manage and utilize PoE to its full capability. Integrating DHCP servers and routing into a PoE system can enhance network management, scalability, and communication between devices.



What is a **router**?

A router is a networking device that connects multiple networks together and facilitates the forwarding of data packets between them.



What is a **firewall**?

A firewall is a network security device that monitors and controls incoming and outgoing network traffic based on predetermined security rules where they inspect network packets and filter them based on criteria such as IP addresses, port numbers, and packet contents to block unauthorized access, prevent malicious traffic, and enforce security policies.

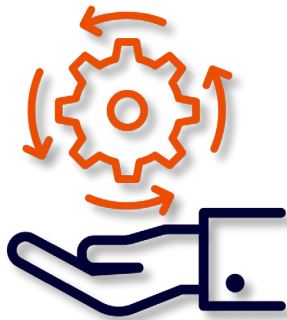
Which one do I pick?

The server level HW will make sense at the enterprise level but for most medium to small installations a **router with DHCP** should be a great solution.

White Glove Service

Are you tired of installing in the field?

PoE Texas is now offering an exceptional service ensuring you the best results on final installation. Save time by protecting your hardware with proper setup, installation, and app configuration. We offer simple project-based pricing with multiple options.



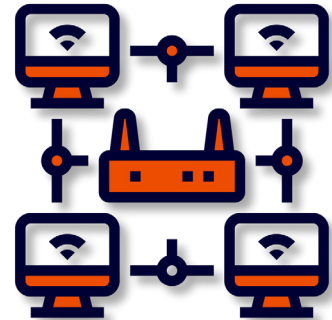
Pre-assembly

Establish quick deployment with pre-assembled adapters and tablets.



Installation

Clean installation of apps and system settings for seamless setup.



Configuration

Have us configure and setup your mobile device manager for easier install.



**If you didn't see a
product or have
more questions.**

Schedule a consultation.





For more products:

**This isn't the full PoE Texas catalog.
To see more items like injectors,
converters, and digital displays, see
our other catalogs.**